



Fault Diameter of Strong Product Graph of Two Paths

Yuxiang Yue^{1,2(✉)} and Feng Li¹

¹ College of Computer Science, Qinghai Normal University, Xining, China
yueyuxiang21@126.com

² The State Key Laboratory of Tibetan Intelligent Information Processing and Application, Xining, China

Abstract. Strong product is an efficient method to construct large networks from small networks. Fault diameter is an important parameter to measure the fault tolerance and effectiveness of interconnection networks. In this paper, we first determine the vertex fault diameter of the strong product graph of two paths by constructing the internally vertex-disjoint paths between any two vertices in the graph, then we determine the edge fault diameter of the strong product graph of two paths by constructing the edge-disjoint paths between any two vertices in the graph. In addition, we propose an improved mesh network, whose model composed of strong product graph of two paths and has many excellent characteristics.

Keywords: Paths · Strong product graph · Vertex fault diameter · Edge fault diameter

1 Introduction

All graphs considered in this paper are simple and undirected graphs with neither loops nor multiple edges. Let G be a graph with vertex set $V(G)$ and edge set $E(G)$, we use $v(G)$ to denote the order of G . Let R be a path in G , the length of the path R is $v(R) - 1$ and denoted by $L(R)$. If G is a path, we denote it by P . Let x and y be any two vertices in G , we use (x, y) denotes the edge connects x and y . The length of the shortest path between x and y in G is called the distance between x and y , which is denoted by $d(G; x, y)$. Then the diameter of G is the maximum length of all distances between any two vertices in G , denoted by $d(G)$. The connectivity of G is the minimum cardinality of all vertex subsets in G which are deleted from G to obtain a unconnected or a trivial graph, denoted by $\kappa(G)$. Similarly, the edge connectivity of G is the minimum cardinality of all edge subsets in G which are deleted from G to obtain a unconnected or a trivial graph, denoted by $\lambda(G)$. We use $\delta(G)$ denote the minimum degree of G . A graph

Supported by the National Natural Science Foundation of China (11551002), and Natural Science Foundation of Qinghai Province (2019-ZJ-7093).

G is called maximally connected graph, if $\kappa(G) = \delta(G)$. We can get that a path P is a maximally connected graph with $\kappa(P) = \lambda(P) = \delta(P) = 1$. In addition, the definitions of strong product, vertex fault diameter and edge fault diameter are given below.

Definition 1. Let $G_1 = (V(G_1), E(G_1))$, $G_2 = (V(G_2), E(G_2))$, the strong product of G_1 and G_2 is denoted by $G_1 \boxtimes G_2$ and the vertex set is $V(G_1) \times V(G_2)$. Any two distinct vertices x_1y_1 and x_2y_2 in $G_1 \boxtimes G_2$ are adjacent, if and only if $x_1 = x_2$ and $(y_1, y_2) \in E(G_2)$, or $y_1 = y_2$ and $(x_1, x_2) \in E(G_1)$, or $(x_1, x_2) \in E(G_1)$ and $(y_1, y_2) \in E(G_2)$.

In this paper, we mainly consider such a class of strong product graph $P_m \boxtimes P_n$, where $P_m \boxtimes P_n$ denotes the strong product graph of a path with order $m \geq 2$ and a path with order $n \geq 2$. The strong product graph $P_3 \boxtimes P_7$ is shown on Fig. 1.

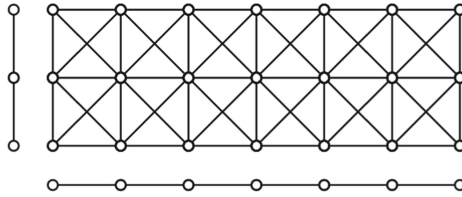


Fig. 1. The strong product graph $P_3 \boxtimes P_7$.

Definition 2. Let G be a w -connected graph, and the faulty vertex set of G is denoted by F with $|F| < w$. The $(w - 1)$ -vertex fault diameter of a graph G is defined as

$$D_w(G) = \max\{d(G - F) : F \subset V(G), |F| < w\}.$$

In the worst case, we can get $|F| = w - 1$. Therefore, for any w -connected graph G , the relation between diameter and vertex fault diameter holds

$$d(G) = D_1(G) \leq D_2(G) \leq \dots \leq D_{w-1}(G) \leq D_w(G).$$

Definition 3. Let G be a t -edge connected graph, and the faulty edge set of G is denoted by F with $|F| < t$. The $(t - 1)$ -edge fault diameter of a graph G is defined as

$$D'_t(G) = \max\{d(G - F) : F \subset E(G), |F| < t\}.$$

In the worst case, we can get $|F| = t - 1$. Therefore, for any t -edge connected graph, the relation between diameter and edge fault diameter holds

$$d(G) = D'_1(G) \leq D'_2(G) \leq \dots \leq D'_{t-1}(G) \leq D'_t(G).$$

The concept of strong product was first proposed in [1]. It is an efficient product method of constructing large graphs from small graphs, and the constructed

strong product graphs retain many properties of subgraphs. Among them, there are many important results in the research on the connectivity and edge connectivity of strong product graphs. The lower bound of the connectivity of strong product graphs was first given in [2]. Then in [3], the edge connectivity of strong product graphs of two nontrivial connected graphs was determined, and the connectivity of strong product graphs of two maximally incomplete connected graphs was given. Later, the connectivity of strong product graphs was determined in [4]. There are also some recent results about product graphs in [5–7].

The topological structure of interconnection network is a graph, with its processors represented by vertices and links represented by edges. Especially, the diameter is used to indicate the transmission delay of interconnection network. In the network, if vertices or edges work for a long time, they will inevitably be faulty. After they are faulty, the information transmission of the network will be affected. Therefore, the network must have high fault tolerance and high effectiveness to reduce this impact as much as possible. The fault diameter is an important parameter to measure these properties, which includes vertex fault diameter and edge fault diameter. However, it is extremely difficult to determine the fault diameter in the actual network, so the compact upper bounds of the fault diameter of a general graph are given in [8, 9]. But for some well-known networks, the fault diameter can be determined. The vertex fault diameters of kautz network and debrujin network are given in [10, 11], the vertex fault diameters of pyramid network and star graph are determined in [12, 13], and the edge fault diameter of hypercube network is given in [14]. There are also some recent results in [15, 16].

Although many important results of the fault diameter of Cartesian product graphs are given in [17–19], for the fault diameter of strong product graphs, there are no relevant results. In this paper, we will start with a special class of strong product graph and give the determined vertex fault diameter and edge fault diameter. The vertex fault diameter of the strong product graph of two paths is first determined by constructing the internally vertex-disjoint paths between any two vertices in the graph, then we determine the edge fault diameter of the strong product graph of two paths by constructing the edge-disjoint paths between any two vertices in the graph. In addition, we propose an improved network model composed of the strong product graph of two paths, and compare it with the mesh network widely used in parallel computing systems.

2 Main Results

In order to prove the following results, we first specify the representation of the paths. Let $G = P_m \boxtimes P_n$, $x_h y_g$ and $x_p y_q$ are any two vertices in G , where $x_h, x_p \in V(P_m)$ and $y_g, y_q \in V(P_n)$. The path R_1 from vertex x_h to vertex x_p in P_m and its edge set is $E(R_1) = \{(x_i, x_{i+1}) : i = h, \dots, p-1\}$, which can be expressed as $R_1 : x_h \rightarrow \dots \rightarrow x_p$. The path R_2 from vertex y_g to vertex y_q in P_n and its edge set is $E(P_n) = \{(y_j, y_{j+1}) : j = g, \dots, q-1\}$, which can be expressed as $R_2 : y_g \rightarrow \dots \rightarrow y_q$. If $x_h = x_p$, then the path $x_h R_2$ connects vertex $x_h y_g$

and vertex $x_h y_q$ in G and its edge set is $E(x_h R_2) = \{(x_h, y_j) : j = g, \dots, q-1\}$, which we express here as $x_h y_g \rightarrow \dots \rightarrow x_h y_q$. Similarly, if $y_g = y_q$, then the path $R_1 y_g$ connects vertex $x_h y_g$ and vertex $x_p y_g$ in G and its edge set is $E(R_1 y_g) = \{(x_i, y_g) : i = h, \dots, p-1\}$, which we express here as $x_h y_g \rightarrow \dots \rightarrow x_p y_g$. If $x_h \neq x_p$ and $y_g \neq y_q$, then the path R_3 connects vertex $x_h y_g$ and vertex $x_p y_q$ in G and its edge set is $E(R_3) = \{(x_i, y_j) : i = h, \dots, p-1, j = g, \dots, q-1\}$, which we express here as $x_h y_g \rightarrow \dots \rightarrow x_p y_q$. For convenience of expression, the path R_i can also be directly denoted by the label (i) . For undefined symbols and terms, refer to [20].

The connectivity and diameter are the basic parameters necessary to discuss the vertex fault diameter of interconnection networks, we must first give the connectivity and diameter of the strong product graph of two paths. The following lemmas provide a solution.

Lemma 1 ([3]). *Let G_1 and G_2 be two maximally incomplete connected graphs with orders $n_1, n_2 \geq 2$, respectively. Then*

$$\kappa(G_1 \boxtimes G_2) = \min\{\delta_1 n_2, \delta_2 n_1, \delta_1 + \delta_2 + \delta_1 \delta_2\}.$$

A path is a maximally connected graph. In particular, when the order is greater than 2, the path is a maximally incomplete connected graph.

Lemma 2. *Let P_m and P_n be two paths with orders $m, n \geq 2$, respectively. Then*

$$\kappa(P_m \boxtimes P_n) = \begin{cases} 2, & \text{if } m = 2, n > 2 \text{ or } m > 2, n = 2, \\ 3, & \text{otherwise.} \end{cases}$$

Proof. Let $G = P_m \boxtimes P_n$ with $V(P_m) = \{x_1, \dots, x_m\}$ and $V(P_n) = \{y_1, \dots, y_n\}$, $x_h y_g$ and $x_p y_q$ are any two vertices in G , where $x_h, x_p \in V(P_m)$ and $y_g, y_q \in V(P_n)$. We discuss the following three cases.

Case 1. $m \geq 3, n \geq 3$. Since P_m and P_n are maximally incomplete connected graph, by Lemma 1, we have $\kappa(P_m \boxtimes P_n) = \min\{m, n, 3\} = 3$.

Case 2. $m = 2, n = 2$. Since P_2 is a complete graph with order 2, we can get that $\kappa(P_2 \boxtimes P_2) = \kappa(K_2 \boxtimes K_2) = \kappa(K_4) = 3$.

Case 3. $m = 2, n > 2$ or $m > 2, n = 2$. Without loss of generality, we assume that $m > 2$ and $n = 2$, then $V(P_2) = \{y_g, y_q\}$. If we remove the vertex $x_{h+1} y_g$ and the vertex $x_{h+1} y_q$ from G , then we can get $G - \{x_{h+1} y_g, x_{h+1} y_q\}$ is not connected. Therefore, there have $\kappa(P_m \boxtimes P_2) \leq 2$. We consider the internally vertex-disjoint paths between any two vertices $x_h y_g$ and $x_p y_q$ in G . According to the positional relationship between the two vertices, it can be divided into the following three subcases.

Subcase 1. $x_h = x_p$. we can get that there are two internally vertex-disjoint paths R_1 and R_2 from $x_h y_g$ to $x_h y_q$ in G .

$$x_h y_g \rightarrow x_h y_q. \tag{1}$$

$$x_h y_g \rightarrow x_{h+1} y_g \rightarrow x_h y_q. \tag{2}$$

Subcase 2. $y_g = y_q$. we can get that there are two internally vertex-disjoint paths R_3 and R_4 from $x_h y_g$ to $x_p y_g$ in G .

$$x_h y_g \rightarrow \cdots \rightarrow x_p y_g. \tag{3}$$

$$x_h y_g \rightarrow x_{h+1} y_q \rightarrow \cdots \rightarrow x_{p-1} y_q \rightarrow x_p y_g. \tag{4}$$

Subcase 3. $x_h \neq x_p$ and $y_g \neq y_q$. we can get that there are two internally vertex-disjoint paths R_5 and R_6 from $x_h y_g$ to $x_p y_q$ in G .

$$x_h y_g \rightarrow \cdots \rightarrow x_{p-1} y_g \rightarrow x_p y_q. \tag{5}$$

$$x_h y_g \rightarrow x_{h+1} y_q \rightarrow \cdots \rightarrow x_p y_q. \tag{6}$$

There are always two internally vertex-disjoint paths from $x_h y_g$ to $x_p y_q$ in G . Therefore, there have $\kappa(P_m \boxtimes P_2) \geq 2$. We can get $\kappa(P_m \boxtimes P_2) = 2$. \square

Lemma 3 ([20]). *Let $x_h y_g$ and $x_p y_q$ be any two vertices in strong product graph $G_1 \boxtimes G_2$, where $x_h, x_p \in V(G_1)$ and $y_g, y_q \in V(G_2)$. Then*

$$d(G_1 \boxtimes G_2; x_h y_g, x_p y_q) = \max\{d(G_1; x_h, x_p), d(G_2; y_g, y_q)\}.$$

Lemma 4. *Let P_m and P_n be two paths with orders $m, n \geq 2$, respectively. Then*

$$d(P_m \boxtimes P_n) = \max\{m, n\} - 1.$$

Proof. Let $G = P_m \boxtimes P_n$ with $V(P_m) = \{x_1, \dots, x_m\}$ and $V(P_n) = \{y_1, \dots, y_n\}$, $x_h y_g$ and $x_p y_q$ are any two vertices in G , where $x_h, x_p \in V(P_m)$ and $y_g, y_q \in V(P_n)$. By Lemma 3, we have

$$\begin{aligned} d(G; x_h y_g, x_p y_q) &= \max\{d(P_m; x_h, x_p), d(P_n; y_g, y_q)\} \\ &= \max\{|p - h|, |q - g|\} \\ &\leq \max\{m - 1, n - 1\} \\ &= \max\{m, n\} - 1. \end{aligned}$$

From the above formula, we can get that the distance between any two vertices in G is no more than $\max\{m, n\} - 1$. Therefore, we get the diameter of G is $\max\{m, n\} - 1$. \square

Under the previous lemmas, we prove the following result by constructing the internally vertex-disjoint paths between any two vertices in the strong product graph of two paths.

Theorem 1. *Let P_m and P_n be two paths with orders $m, n \geq 2$, respectively. Then for any $1 \leq w \leq 3$, we have*

$$D_w(P_m \boxtimes P_n) = \begin{cases} \max\{m, n\} - 1, & \text{for } w = 1, \\ \max\{m, n\} - 1, & \text{for } w = 2 \text{ and } m \neq n \text{ or } m = n = 2, \\ \max\{m, n\}, & \text{for } w = 2 \text{ and } m = n > 2, \\ \max\{m, n\}, & \text{for } w = 3 \text{ and } m \neq n \text{ or } m = n > 3, \\ 1, & \text{for } w = 3 \text{ and } m = n = 2, \\ 4, & \text{for } w = 3 \text{ and } m = n = 3. \end{cases}$$

Proof. Let $G = P_m \boxtimes P_n$ with $V(P_m) = \{x_1, \dots, x_m\}$ and $V(P_n) = \{y_1, \dots, y_n\}$, $x_h y_g$ and $x_p y_q$ are any two vertices in G , where $x_h, x_p \in V(P_m)$ and $y_g, y_q \in V(P_n)$. Let F be the faulty vertex set of G with $|F| < w$.

By Lemma 2, we can get the connectivity of G . If only one of m and n is 2, $\kappa(G) = 2$, otherwise $\kappa(G) = 3$. By Lemma 4, we can get the diameter of G is $\max\{m, n\} - 1$. For $w = 1$, there is no faulty vertex in F , we have $D_1(G) = d(G) = \max\{m, n\} - 1$. Consider only $w > 1$, there are four cases that need to be discussed.

Case 1. $m = 2, n > 2$ or $m > 2, n = 2$. For any $1 \leq w \leq 2$, we have $G - F$ is connected. Without loss of generality, we assume that $m > 2$ and $n = 2$. The diameter of G is $m - 1 \geq 2$. By the Case 3 of Lemma 2, there are also three subcases.

Subcase 1. $x_h = x_p$. There are two internally vertex-disjoint paths R_1 and R_2 from $x_h y_g$ to $x_h y_q$ in G , we can get $L(R_1) = 1 < L(R_2) = 2 \leq m - 1 = d(G)$. For $w = 2, |F| = 1$. Even in the worst case, we have $d(G - F; x_h y_g, x_h y_q) \leq d(G)$.

Subcase 2. $y_g = y_q$. There are two shortest paths R_3 and R_4 whose interior vertices are disjoint from $x_h y_g$ to $x_p y_g$ in G , we can get $L(R_3) = L(R_4) = p - h \leq m - 1 = d(G)$. For $w = 2, |F| = 1$. Even in the worst case, we have $d(G - F; x_h y_g, x_p y_g) \leq d(G)$.

Subcase 3. $x_h \neq x_p$ and $y_g \neq y_q$. There are two shortest paths R_5 and R_6 whose interior vertices are disjoint from $x_h y_g$ to $x_p y_q$ in G , we can get $L(R_5) = L(R_6) = p - h \leq m - 1 = d(G)$. For $w = 2, |F| = 1$. Even in the worst case, we have $d(G - F; x_h y_g, x_p y_q) \leq d(G)$.

In this case, we can conclude that $D_2(G) \leq d(G)$. For $1 \leq w \leq 2$, since $D_2(G) \geq d(G)$, we have $D_w(G) = d(G)$.

Case 2. $m = 2, n = 2$. For any $1 \leq w \leq 3$, we have $G - F$ is connected. Since $P_2 \boxtimes P_2 = K_4$, the diameter of G is 1. For $1 \leq w \leq 3, |F| = 2$. Even in the worst case, the two vertices $x_h y_g$ and $x_p y_q$ in G are still adjacent. Therefore, we can get $d(G - F; x_h y_g, x_p y_q) = 1 = d(G)$, such that $D_w(G) = d(G)$.

Case 3. $m > 3, n > 3$. For any $1 \leq w \leq 3$, we have $G - F$ is connected. The diameter of G is $\max\{m, n\} - 1$. According to the positional relationship between the two any vertices $x_h y_g$ and $x_p y_q$ in G , we discuss the following two subcases.

Subcase 1. $x_h = x_p$ or $y_g = y_q$. Without loss of generality, we assume that $y_g = y_q$. According to the value range of g , there are two subcases.

Subsubcase 1. $g = 1$ or $g = n$. Without loss of generality, we assume that $g = 1$. Consider $p - h \neq 2$, we construct the internally vertex-disjoint paths which pass through all three neighbors of the vertex $x_h y_g$. For $w = 2, |F| = 1$. There are two shortest paths R_7 and R_8 whose interior vertices are disjoint from $x_h y_g$ to $x_p y_g$ in G .

$$x_h y_g \rightarrow x_{h+1} y_g \rightarrow \dots \rightarrow x_{p-1} y_g \rightarrow x_p y_g, \quad (7)$$

$$x_h y_g \rightarrow x_{h+1} y_{g+1} \rightarrow \cdots \rightarrow x_{p-1} y_{g+1} \rightarrow x_p y_g, \quad (8)$$

with $L(R_7) = L(R_8) = p - h \leq m - 1 \leq \max\{m, n\} - 1 = d(G)$. Even in the worst case, we have $d(G - F; x_h y_g, x_p y_g) \leq d(G)$. For $w = 3$, $|F| = 2$. There are three internally vertex-disjoint paths R_7 , R_9 and R_{10} from $x_h y_g$ to $x_p y_g$ in G .

$$x_h y_g \rightarrow x_h y_{g+1} \rightarrow x_{h+1} y_{g+2} \rightarrow \cdots \rightarrow x_{p-2} y_{g+2} \rightarrow x_{p-1} y_{g+1} \rightarrow x_p y_g, \quad (9)$$

$$x_h y_g \rightarrow x_{h+1} y_{g+1} \rightarrow \cdots \rightarrow x_{p-2} y_{g+1} \rightarrow x_{p-1} y_{g+2} \rightarrow x_p y_{g+1} \rightarrow x_p y_g, \quad (10)$$

with $L(R_9) = L(R_{10}) = p - h + 1 \leq m \leq \max\{m, n\} = d(G) + 1$. Even in the worst case, we have $d(G - F; x_h y_g, x_p y_g) \leq d(G) + 1$. There is also one special case where the previous method of constructing paths is not applicable. Consider $p - h = 2$, we construct three new internally vertex-disjoint paths R_{11} , R_{12} and R_{13} from $x_h y_g$ to $x_p y_g$ in G .

$$x_h y_g \rightarrow x_{h+1} y_g \rightarrow x_p y_g, \quad (11)$$

$$x_h y_g \rightarrow x_{h+1} y_{g+1} \rightarrow x_p y_g, \quad (12)$$

$$x_h y_g \rightarrow x_h y_{g+1} \rightarrow x_{h+1} y_{g+2} \rightarrow x_p y_{g+1} \rightarrow x_p y_g, \quad (13)$$

with $L(R_{11}) = L(R_{12}) = 2$ and $L(R_{13}) = 4$. Since $m > 3$ and $n > 3$, $d(G) = \max\{m, n\} - 1 \geq 3$. So we have $L(R_{11}) = L(R_{12}) < L(R_{13}) \leq d(G) + 1$. For $w = 2$, $|F| = 1$, we can get $d(G - F; x_h y_g, x_p y_g) < d(G)$. For $w = 3$, $|F| = 2$. Even in the worst case, we can get $d(G - F; x_h y_g, x_p y_g) \leq d(G) + 1$.

Subsubcase 2. $1 < g < n$. There are three shortest paths R_7 , R_{14} and R_{15} whose interior vertices are disjoint from $x_h y_g$ to $x_p y_g$ in G .

$$x_h y_g \rightarrow x_{h+1} y_{g+1} \rightarrow \cdots \rightarrow x_{p-1} y_{g+1} \rightarrow x_p y_g, \quad (14)$$

$$x_h y_g \rightarrow x_{h+1} y_{g-1} \rightarrow \cdots \rightarrow x_{p-1} y_{g-1} \rightarrow x_p y_g, \quad (15)$$

with $L(R_7) = L(R_{14}) = L(R_{15}) = p - h \leq m - 1 \leq \max\{m, n\} - 1 = d(G)$. For $1 \leq w \leq 3$, $|F| = 2$, we have $d(G - F; x_h y_g, x_p y_g) \leq d(G)$.

Subcase 2. $x_h \neq x_p$ and $y_g \neq y_q$. According to whether the distances of any two vertices $x_h y_g$ and $x_p y_q$ on two factor graphs are equal, we can divide into the following two subcases.

Subsubcase 1. $p - h = q - g$. There are three internally vertex-disjoint paths R_{16} , R_{17} and R_{18} from $x_h y_g$ to $x_p y_q$ in G .

$$x_h y_g \rightarrow x_{h+1} y_{g+1} \rightarrow \cdots \rightarrow x_{p-1} y_{q-1} \rightarrow x_p y_q, \quad (16)$$

$$x_h y_g \rightarrow x_h y_{g+1} \rightarrow \cdots \rightarrow x_{p-1} y_q \rightarrow x_p y_q, \quad (17)$$

$$x_h y_g \rightarrow x_{h+1} y_g \rightarrow \cdots \rightarrow x_p y_{q-1} \rightarrow x_p y_q, \quad (18)$$

with $L(R_{16}) = p - h \leq m - 1 \leq \max\{m, n\} - 1 = d(G)$ and $L(R_{17}) = L(R_{18}) = p - h + 1 \leq m \leq \max\{m, n\} = d(G) + 1$. For $w = 2$, $|F| = 1$. Even in the worst case, we have $d(G - F; x_h y_g, x_p y_q) \leq d(G) + 1$. For $w = 3$, $|F| = 2$. Similarly, we can also get $d(G - F; x_h y_g, x_p y_q) \leq d(G) + 1$.

Subsubcase 2. $p - h \neq q - g$. Without loss of generality, we assume that $p - h > q - g$. Consider $q = n$, the vertex $x_p y_q$ has no neighbors above, we can only construct the internally vertex-disjoint paths which pass through the neighbors at the same level or below $x_p y_q$ in G . For $w = 2$, $|F| = 1$. There are two shortest paths R_{19} and R_{20} whose interior vertices are disjoint from $x_h y_g$ to $x_p y_q$ in G .

$$x_h y_g \rightarrow x_{h+1} y_g \rightarrow \cdots \rightarrow x_{p-q+g} y_g \rightarrow \cdots \rightarrow x_{p-1} y_{q-1} \rightarrow x_p y_q, \quad (19)$$

$$x_h y_g \rightarrow x_{h+1} y_{g+1} \rightarrow \cdots \rightarrow x_{h+q-g} y_q \rightarrow \cdots \rightarrow x_{p-1} y_q \rightarrow x_p y_q, \quad (20)$$

with $L(R_{19}) = L(R_{20}) = p - h \leq m - 1 \leq \max\{m, n\} - 1 = d(G)$. Even in the worst case, we have $d(G - F; x_h y_g, x_p y_q) \leq d(G)$. For $w = 3$, $|F| = 2$. There are three internally vertex-disjoint paths R_{21} , R_{22} and R_{23} from $x_h y_g$ to $x_p y_q$ in G .

$$x_h y_g \rightarrow x_{h+1} y_{g+1} \rightarrow \cdots \rightarrow x_{h+q-g-1} y_{q-1} \rightarrow \cdots \rightarrow x_{p-1} y_{q-1} \rightarrow x_p y_q, \quad (21)$$

$$x_h y_g \rightarrow x_h y_{g+1} \rightarrow \cdots \rightarrow x_{h+q-g-1} y_q \rightarrow \cdots \rightarrow x_{p-1} y_q \rightarrow x_p y_q, \quad (22)$$

$$x_h y_g \rightarrow x_{h+1} y_g \rightarrow \cdots \rightarrow x_{p-q+g+1} y_g \rightarrow \cdots \rightarrow x_p y_{q-1} \rightarrow x_p y_q, \quad (23)$$

with $L(R_{21}) = p - h \leq m - 1 \leq \max\{m, n\} - 1 = d(G)$ and $L(R_{22}) = L(R_{23}) = p - h + 1 \leq m \leq \max\{m, n\} = d(G) + 1$. Even in the worst case, we have $d(G - F; x_h y_g, x_p y_q) \leq d(G) + 1$.

Consider $g < q < n$, we construct the internally vertex-disjoint paths which can pass through the neighbors above $x_p y_q$. Different from the previous construction, we replace the neighbor $x_p y_{q-1}$ of $x_p y_q$ with $x_{p-1} y_{q+1}$. There are three internally vertex-disjoint paths R_{19} , R_{20} and R_{24} from $x_h y_g$ to $x_p y_q$ in G .

$$x_h y_g \rightarrow x_h y_{g+1} \rightarrow \cdots \rightarrow x_{h+q-g} y_{q+1} \rightarrow \cdots \rightarrow x_{p-1} y_{q+1} \rightarrow x_p y_q, \quad (24)$$

with $L(R_{19}) = L(R_{20}) = p - h \leq m - 1 \leq \max\{m, n\} - 1 = d(G)$ and $L(R_{24}) = p - h + 1 \leq m \leq \max\{m, n\} = d(G) + 1$. For $w = 2$, $|F| = 1$. Even in the worst case, we have $d(G - F; x_h y_g, x_p y_q) \leq d(G)$. For $w = 3$, $|F| = 2$. In the worst case, we have $d(G - F; x_h y_g, x_p y_q) \leq d(G) + 1$.

In this case, we can conclude two results through analysis. If $m = n$, we can get $D_2(G) \leq d(G) + 1$ and $D_3(G) \leq d(G) + 1$. If $m \neq n$, we can get $D_2(G) \leq d(G)$ and $D_3(G) \leq d(G) + 1$. Consider their lower bounds, we give a specific set of faulty vertices. If $m = n$, let $F = \{x_{h+1} y_{g+1}\}$, we can get $D_2(G) \geq d(G) + 1$. Let $F = \{x_{h+1} y_{g+1}, x_h y_{g+1}\}$, we can get $D_3(G) \geq d(G) + 1$. Therefore, we have $D_2(G) = D_3(G) = d(G) + 1$. If $m \neq n$, let $F = \{x_{h+1} y_g, x_{h+1} y_{g+1}\}$, we can get $D_3(G) \geq d(G) + 1$. Therefore, we have $D_2(G) = d(G)$ and $D_3(G) = d(G) + 1$.

Case 4. $m = 3, n = 3$. For any $1 \leq w \leq 3$, we have $G - F$ is connected. The diameter of G is 2. For $w = 2$, $|F| = 1$, the result is the same as Case 3. For $w = 3$, $|F| = 2$. The construction method is the same as Case 3, we also can get that there are three internally vertex-disjoint paths of length at most 4 between any two vertices in G . So we have $D_3(G) \leq d(G) + 2$ in this case. Consider the lower bound, let $F = \{x_2 y_1, x_2 y_2\}$, we can get $d(G - F; x_1 y_1, x_3 y_1) = 4 = d(G) + 2$, such that $D_3(G) \geq d(G) + 2$. Therefore, we have $D_3(G) = d(G) + 2 = 4$. \square

The edge connectivity is the basic parameter necessary to discuss the edge fault diameter of interconnection networks, we give the edge connectivity of the strong product graph of two paths by the following lemma and corollary.

Lemma 5 ([3]). *Let G_1 and G_2 be two nontrivial connected graphs with orders $n_1, n_2 \geq 2$, edges c_1, c_2 , the minimum degrees δ_1, δ_2 and the edge-connectivity λ_1, λ_2 , respectively. Then*

$$\lambda(G_1 \boxtimes G_2) = \min\{\lambda_1(n_2 + 2c_2), \lambda_2(n_1 + 2c_1), \delta_1 + \delta_2 + \delta_1\delta_2\}.$$

If G_1 and G_2 are two paths, we have $c_i = n_i - 1$ and $\delta_i = \lambda_i = 1$ for $i = 1, 2$, the following corollary can be directly determined.

Corollary 1. *Let P_m and P_n be two paths with orders $m, n \geq 2$, respectively. Then*

$$\lambda(P_m \boxtimes P_n) = 3.$$

Under the determined edge connectivity, we prove the following result by constructing edge-disjoint paths between any two vertices in strong product graph of two paths.

Theorem 2. *Let P_m and P_n be two paths with orders $m, n \geq 2$, respectively. Then for any $1 \leq t \leq 3$, we have*

$$D'_t(P_m \boxtimes P_n) = \begin{cases} \max\{m, n\} - 1, & \text{for } t = 1, \\ \max\{m, n\} - 1, & \text{for } t = 2 \text{ and } m \neq n, \\ \max\{m, n\}, & \text{for } t = 2 \text{ and } m = n, \\ \max\{m, n\}, & \text{for } t = 3. \end{cases}$$

Proof. Let $G = P_m \boxtimes P_n$ with $V(P_m) = \{x_1, \dots, x_m\}$ and $V(P_n) = \{y_1, \dots, y_n\}$, $x_h y_g$ and $x_p y_q$ are any two vertices in G , where $x_h, x_p \in V(P_m)$ and $y_g, y_q \in V(P_n)$. Let F be the faulty edge set of G with $|F| < t$.

By Corollary 1, we can get the edge connectivity of G is 3. By Lemma 4, we can get the diameter of G is $\max\{m, n\} - 1$. For $w = 1$, there is no faulty edge in F , we have $D'_1(G) = d(G) = \max\{m, n\} - 1$. We can discuss the following three cases.

Case 1. $m = 2, n = 2$. For any $1 \leq t \leq 3$, we have $G - F$ is connected. Since $P_2 \boxtimes P_2 = K_4$, we can get the diameter of G is 1 in this case. For a complete graph of order k , there are $k - 1$ edge-disjoint paths of length at most 2 between any two vertices. Among them, one edge connects the two vertices, and there are $k - 2$ paths of length 2 with the remaining $k - 2$ neighbors as intermediate vertices. Through this, we can get that there are three edge-disjoint paths between any two vertices in G . Among them, one path of length 1 and two paths of length 2. For $2 \leq t \leq 3$, $|F| = 2$. Even in the worst case, there is at least one path of length 2 connects the two vertices in $G - F$, we can get $D'_t(G) \leq 2 = d(G) + 1$. Consider the lower bound, if we remove the edge which connects the two vertices, we can get $D'_2(G) \geq 2 = d(G) + 1$. Therefore, we have $D'_t(G) = 2 = d(G) + 1$.

Case 2. $m \neq n$ or $m = n > 3$. It is easy to know that the internally vertex-disjoint paths are also edge-disjoint, and the reverse is not true.

If $m \neq n$, by Theorem 1, we can also get $D'_2(G) \leq d(G)$ and $D'_3(G) \leq d(G) + 1$. Let $F = \{(x_h y_g, x_{h+1} y_g), (x_h y_g, x_{h+1} y_{g+1})\}$, we can get $D'_3(G) \geq d(G) + 1$. Therefore, we have $D'_2(G) = d(G)$ and $D'_3(G) = d(G) + 1$.

If $m = n > 3$, by Theorem 1, we can also get $D'_2(G) \leq d(G) + 1$ and $D'_3(G) \leq d(G) + 1$. For $t = 2$, $|F| = 1$, let $F = \{(x_h y_g, x_{h+1} y_{g+1})\}$. If remove this edge, we can get the lower bound $D'_2(G) \geq d(G) + 1$. For $t = 3$, $|F| = 2$, let $F = \{(x_h y_g, x_{h+1} y_{g+1}), (x_h y_g, x_h y_{g+1})\}$. If remove the two edges, we can get the lower bound $D'_3(G) \geq d(G) + 1$. Therefore, we have $D'_2(G) = D'_3(G) = d(G) + 1$.

Case 3. $m = 3, n = 3$. For $t = 2$, $|F| = 1$, the result is the same as Case 2. For $w = 3$, $|F| = 2$. Consider the worst case of $y_g = y_q$ and $p - h = 2$. we construct three edge-disjoint paths R_{11} , R_{25} and R_{26} from $x_h y_g$ to $x_p y_g$ in G .

$$x_h y_g \rightarrow x_h y_{g+1} \rightarrow x_{h+1} y_{g+1} \rightarrow x_p y_g, \quad (25)$$

$$x_h y_g \rightarrow x_{h+1} y_{g+1} \rightarrow x_p y_{g+1} \rightarrow x_p y_g, \quad (26)$$

with $L(R_{11}) = 2$ and $L(R_{25}) = L(R_{26}) = 3$. Since the diameter of G is 2, we can get $L(R_{11}) < L(R_{25}) = L(R_{26}) = 3 = d(G) + 1$. For $2 \leq t \leq 3$, $|F| = 2$. Even in the worst case, we have $D'_t(G) \leq d(G) + 1$. By Case 2, the lower bound is $D'_2(G) \geq d(G) + 1$ and $D'_3(G) \geq d(G) + 1$. Therefore, we can also get $D'_2(G) = D'_3(G) = d(G) + 1$. \square

3 Model Comparison

The mesh network is a kind of static interconnection network, in which processors communicate directly through point-to-point connection [21]. It is widely used in system on chip, high-performance parallel and distributed systems [22]. The topology model of the mesh network is a Cartesian product graph of two paths, which is denoted by $G(m, n) = P_m \square P_n$. In [21], we can get the connectivity and edge connectivity of the mesh network are 2. The diameter of the mesh network is $m + n - 2$. For $w = 2$, $|F| = 1$. There are two internally vertex-disjoint paths of length at most $d(G)$ between any two vertices in the mesh network. Therefore, we have $D_2(G(m, n)) = D'_2(G(m, n)) = d(G) = m + n - 2$. The maximum diameters of the mesh network $G(4, 4)$ with one faulty vertex and one faulty edge are shown on Fig. 2.

Based on the mesh network, we give an improved mesh network. Its topology model is the strong product graph of two paths, which is denoted by $S(m, n) = P_m \boxtimes P_n$. In the previous results, we can get the connectivity of the improved mesh network is 2 or 3 and the edge connectivity of the improved mesh network is 3. The diameter of the improved mesh network is $\max\{m, n\} - 1$. In order to compare the mesh network equally, we just consider the worst case of $m = n$ and $w = 2$. Therefore, we have $D_2(S(m, n)) = D'_2(S(m, n)) = d(G) + 1 = \max\{m, n\}$. The maximum diameters of the improved mesh network $S(4, 4)$ with one faulty vertex and one faulty edge are shown on Fig. 3.

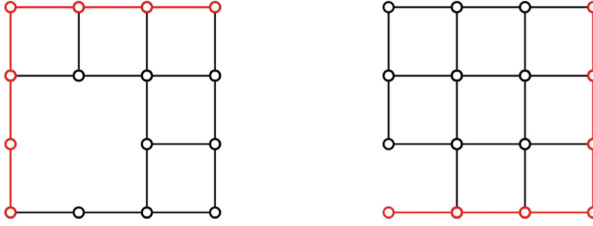


Fig. 2. The network $G(4, 4)$ with one faulty vertex and one faulty edge.

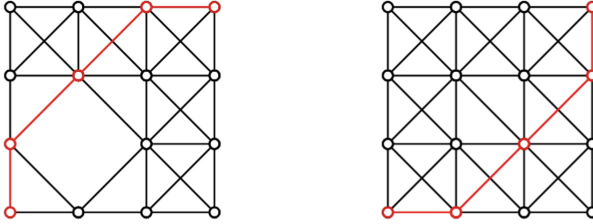


Fig. 3. The network $S(4, 4)$ with one faulty vertex and one faulty edge.

According to Fig. 2 and Fig. 3, we can directly get that the two networks have the same number of vertices, but the improved mesh network has more edges than the mesh network. This means that the link cost is higher when building the improved mesh network than when building the mesh network. Since $\kappa(G(m, n)) \leq \kappa(S(m, n))$ and $\lambda(G(m, n)) < \lambda(S(m, n))$, the improved mesh network also has higher fault tolerance than the mesh network, which can allow more vertices or edges to fail and still ensure the normal operation of the network. From the previous results, we can get $d(S(m, n)) < d(G(m, n))$, the improved mesh network has a smaller transmission delay than the mesh network. This means that in the process of data transmission, the improved mesh network has higher effectiveness than the mesh network.

Compare the transmission delay of the two networks in the case of vertex failure, from the previous results, we can get $D_2(S(m, n)) \leq D_2(G(m, n))$. In this case, the transmission delay of the improved mesh network is smaller than that of the mesh network. This means that when the two networks have vertex failure, the improved mesh network still maintains a higher effectiveness than the mesh network. Compare the transmission delay of the two networks in the case of edge failure, we can also get $D'_2(S(m, n)) \leq D'_2(G(m, n))$. Similarly, this means that when the two networks have edge failure, the improved mesh network still maintains a higher effectiveness than the mesh network. We define the difference between the vertex fault diameters of the mesh network and the improved mesh network as $\Delta_1 = D_2(G(m, n)) - D_2(S(m, n))$, and the difference between the edge fault diameters of the mesh network and the improved mesh network as $\Delta_2 = D'_2(G(m, n)) - D'_2(S(m, n))$. Then we can get

$$\Delta_1 = \Delta_2 = m + n - 2 - \max\{m, n\} = \min\{m, n\} - 2.$$

Through formula, we can find that with the expansion of the two networks scale, the two differences are also increasing, the advantage of information transmission effectiveness of the improved mesh network is more obvious than that of the mesh network.

Compared with the mesh network, the improved mesh network also has its own application characteristics. In the topology model of the improved mesh network, all edges are required to be independent of each other, there is no case that one edge fails and affects the information transmission of other edges. Therefore, the edge intersection is not allowed in the hardware design of the improved mesh network. Moreover, we can also find that there are two kinds of edges in the topology model of the improved mesh network. If the two endpoints of an edge have a pair of equal coordinates and a pair of coordinates whose values differ by 1, it is called a common edge. If the two endpoints of an edge have two pairs of coordinates whose values differ by 1, it is called a bevel edge. Obviously, the bevel edge is longer than the common edge. From this, the construction cost of bevel edge is higher, if it wants to keep the synchronization of sending and receiving information between adjacent vertices in a longer transmission distance than the common edge. In order to better handle edges with different costs, we define an edge as a unit, let the unit cost of common edge be a_1 and the unit cost of bevel edge be a_2 , where $a_1 < a_2$. In the topology model of the improved mesh network, the number of common edges is $m(n-1) + n(m-1)$ and the number of bevel edges is $2(m-1)(n-1)$. When building a large-scale improved mesh network $S(m, n)$, the link cost function C_l is

$$C_l = (2mn - m - n)a_1 + 2(m-1)(n-1)a_2.$$

Through the link cost function C_l , for an improved mesh network of a given size, no matter how large, the link cost is easy to obtain. However, there are still some limitations on the application of the improved mesh network. The improved mesh network requires that the processor can process data in up to 8 links at the same time. Compared with the parallel processing ability of data in up to 4 links of the mesh network, the improved mesh network requires higher processor performance, this also increases processor cost. For the number of edges ϵ , there is also an upper limit.

$$\epsilon \leq 4mn - 3m - 3n + 2.$$

In this range of the number of edges, the advantages of the improved mesh network can be fully exerted.

When the size of the topology model of the improved mesh network is very large, the corresponding link cost is very high. However, with the expansion of the scale, the improved mesh network will have greater advantages in normal transmission efficiency, fault transmission efficiency, fault tolerance and reliability. So even for large-scale structures, the topology model of the improved mesh network is also applicable, especially for large-scale parallel computer systems.

4 Conclusions

With the development of supercomputers and parallel computing systems, high requirements are put forward for the fault tolerance capability and the information transmission capability under fault of network models. In this paper, the vertex fault diameter and edge fault diameter of strong product graph of two paths are given. Through the results, we find that the strong product graph of two paths have small vertex fault diameter and small edge fault diameter. Then we propose an improved mesh network, whose model is the strong product graph of two paths and has high fault tolerance and high effectiveness, this provides a new method for designing the topological structure of large-scale interconnection networks.

References

1. Sabidussi, G.: Graph multiplication. *Math. Z.* **72**(1), 446–457 (1959)
2. Sun, L., Xu, J.M.: Connectivity of strong product graphs. *J. Univ. Sci. Technol. China* **36**(3), 236–241 (2006)
3. Yang, C., Xu, J.M.: Connectivity and edge-connectivity of strong product graphs. *J. Univ. Sci. Technol. China* **5**(5), 449–455 (2008)
4. Špacapan, S.: Connectivity of strong products of graphs. *Graph. Combinator.* **26**(3), 457–467 (2010)
5. Liang, D., Li, F., Xu, Z.B.: The number of spanning trees in a new lexicographic product of graphs. *Sci. China Inf. Sci.* **57**(11), 1–9 (2014). <https://doi.org/10.1007/s11432-014-5110-z>
6. Li, F., Wang, W., Xu, Z.B., Zhao, H.X.: Some results on the lexicographic product of vertex-transitive graphs. *Appl. Math. Lett.* **24**(11), 1924–1926 (2011)
7. Geetha, J., Somasundaram, K.: Total colorings of product graphs. *Graph. Combinator.* **34**(2), 339–347 (2018)
8. Chung, F.R.K., Garey, M.R.: Diameter bounds for altered graphs. *J. Graph Theory* **8**(4), 511–534 (1984)
9. Dankelmann, P.: Bounds on the fault-diameter of graphs. *Networks* **70**(2), 132–140 (2017)
10. Du, D.Z., Hsu, D.F., Lyuu, Y.D.: On the diameter vulnerability of Kautz digraphs. *Discrete Math.* **151**(1–3), 81–85 (1996)
11. Esfahanian, A.H., Hakimi, S.L.: Fault-tolerant routing in Debruijn communication networks. *IEEE Trans. Comput.* **34**(9), 777–788 (1985)
12. Cao, F., Du, D.Z., Hsu, F., Teng, S.H.: Fault tolerance properties of pyramid networks. *IEEE Trans. Comput.* **46**(1), 88–93 (1999)
13. Latifi, S.: On the fault-diameter of the star graph. *Inform. Process. Lett.* **46**(3), 143–150 (1993)
14. Chen, X.B.: Edge-fault-tolerant diameter and bipanconnectivity of hypercubes. *Inform. Process. Lett.* **110**(24), 1088–1092 (2010)
15. Ma, M., West, D.B., Xu, J.M.: The vulnerability of the diameter of the enhanced hypercubes. *Theor. Comput. Sci.* **694**, 60–65 (2017)
16. Qi, H., Zhu, X.: The fault-diameter and wide-diameter of twisted hypercubes. *Discrete Appl. Math.* **235**, 154–160 (2018)

17. Xu, M., Xu, J.M., Hou, X.M.: Fault diameter of Cartesian product graphs. *Inform. Process. Lett.* **93**(5), 245–248 (2005)
18. Banič, I., Žerovnik, J.: The fault-diameter of Cartesian products. *Adv. Appl. Math.* **40**(1), 98–106 (2008)
19. Banič, I., Erveš, R., Žerovnik, J.: The edge fault-diameter of Cartesian graph bundles. *Eur. J. Combin.* **30**(5), 1054–1061 (2009)
20. Hammack, R., Imrich, W., Klavžar, S.: *Handbook of Product Graphs*, 2nd edn. CRC Press, Boca Raton (2011)
21. Leighton, F.T.: *Introduction to Parallel Algorithms and Architectures: Arrays, Trees, Hypercubes*, 1st edn. Morgan Kaufmann Publishers, San Mateo (1992)
22. Rajkumar, S., Goyal, N.K.: Reliable multistage interconnection network design. *Peer-to-Peer Netw. Appl.* **9**(6), 979–990 (2016)