EAI Endorsed Transactions
on Energy Web
Research Article EAI.EU

Legal Framework of Land Engineering: Compliance with Environmental Regulations to Reduce Pollution

Xuewen Du[1,*]

[1]Faculty of Politics and Law, Shanxi Provincial Administration Institute, Taiyuan, Shanxi, 030006, China

Abstract

Research in relation to land technology should be conducted guided by concerns for environmental sustainability. There must be a robust framework that regulates land use and development, taking into account changes in the environment due to biological, human-made substances and other factors. The research has shown how important it is to have all stakeholders involved in regulation process through Integrated Stakeholder Engagement Approach (ISEA) which is unique. Proposed ISEA approach can bring together different stakeholders including government agencies, corporate experts, environmental advocates as well as community groups to come up with appropriate regulatory frameworks. One model of reducing the impacts of a building is to build it on a strong foundation. It is necessary today for such studies to include simulation assessment so as to evaluate the effectiveness of the regulatory system. This review examines possible outcomes and environmental implications associated with specific regulations based on certain zoning policies are useful for decision-making and policy choices. By minimizing pollution while using simulation analysis techniques among different stakeholders, this initiative wants to facilitate resilient sustainable land improvement.

Keywords: Legal Framework, Land Engineering, Compliance, Environmental, Regulations.

Received on 12 January 2024, accepted on 21 April 2024, published on 24 April 2024

Copyright © 2024 Du, licensed to EAI. This is an open access article distributed under the terms of the CC BY-NC-SA 4.0, which permits copying, redistributing, remixing, transformation, and building upon the material in any medium so long as the original work is properly cited.

doi: 10.4108/ew.5762

1. Introduction

Land management systems face several challenges that make it difficult for them to reduce pollutants and adhere to the demands of the environment and its ecosystems (1) (2) (3) (4). Diverse statutes cover significant issues as there are frequent complexities or even regularities within environmental laws. The intricacy of existing policies makes it difficult to identify them and keep them up-to-date (5) (6) (7). Some may say otherwise geotechnical engineers should watch out for rumours or misinformation. Failure by geotechnical companies always brings about variations in contamination levels plus compliance standings (8). A changing geotechnical industry presents an additional hurdle for illegitimate outfits (9). New solutions need constantly developing just like increasing number of environmental problems yearly (10) (11) (12) (13). In case no sanctions are given against non-compliance due to lack of proper rule enforcement, environmental degradation would result (14) (15). However, there are difficulties in enforcing strict regulations on the environment when other concerns such as protecting the environment and economic growth are competing (16) (17) (18) (19) (20). For example, striking a balance through an environmental protective law is necessary where these interests come together (21) (22) (23) (24) (25). All of these problems could be addressed if representatives, geotechnical engineers, and environmental scientists worked together (26) (27) (28). Geotechnical management relies on transparency, planning and stakeholder engagement with the goal of environmental safety and sustainable land use (29) (30) (31) (32). Strict policies relating to environment

*Corresponding author. Email: wap24368747@sohu.com

may help to reduce air pollution levels (33) (34) (35) (36) (37).
Soil engineers can benefit from legal rules that aim to curb pollution and reach environmental standards (38) (39). The adverse effects of time on soil can be better understood with the help of Environmental Impact Assessment (EIA) data (40) (41) (42). Rule-abiding decisions can be made by use of Environmental Assessment (EIA) (43) (44) (45). By applying these results, we can learn more about how different elements are involved and ways in which they may be mitigated (46) (47) (48) (49). Regulatory bodies typically use a rigorous permitting process, which is dependent on geotechnical specialists, for businesses to get licences (50) (51) (52). They can follow all environmental laws through this personal approach without causing any pollution. Reporting and monitoring guidelines about the level of pollution enable regulations to respond unexpectedly and correctly applied (53) (54) (55) (56). Geotechnical studies have been very helpful for sustainable development when it comes to preventing soil erosion and ensuring soil stability. Techniques like that purify waters and soil too. This could a soil hindrance grading by means of soil stabilisation technology development (57) (58). Inappropriate management and poor budgetary allocations make police units unable to keep a running check on their performance at all times (59). It might not be always possible to terminate the restrictions as the solution for a review and achieving proper balance between environmental protection and economic growth is sometimes quite abstract (60) (61) (62). Because of this fast popularity of geoengineering in the era, it is no brainer at all that it becomes more problems for environmental protection to establish appropriate regulations that are equipped with environmental protection main purpose (63) (64) (65) (66). Therefore, the environmental problems are caused by such people as stakeholders, lawmakers and construction workers. Thus, environmental justice campaigners, lawmakers and construction workers should jointly form a law that promotes environmental consciousness during the land development process. Furthermore, by using geotechnical management one can do more beyond getting health advantages as well as environmental sustainability (67) (68) (69). These practices should be used to reduce pollutants and compliance with the corresponding law.

1.1. Problem Statement

The investigation proposed in this study is aimed at the fast growing demand related to the environment, the latter is promoted by environmental friendly geotechnical technology. The present regulatory framework structure which lacks coordination, response and flexibility cannot meet the pollution challenges or compliance of environmental standards. One of the efforts made through the Integrated Stakeholder Engagement approach (ISEA) that focuses on improvement of the surrounding areas is using this tool. However, one of the main strengths of this practice is that it influences stakeholders to become more actively involved in public policy.

1.2. Objectives

- Strict environmental policies, less pollution, and eco-friendly athletics have to be achieved with a solid geotechnical engineering regulatory framework.
- When it comes time to make rules, the Integrated Stakeholder Engagement Approach (ISEA) can facilitate better collaboration between communities, non-profits, and government companies.
- Simulation studies are needed to demonstrate the effectiveness of the proposed regulatory framework, taking into account the potential consequences in different regulatory scenarios and their effects on the environment. This data can help decision-makers and legislators in their quest for land improvement systems that are more robust and sustainable.

The remaining sections in the investigation are organised in a manner that is analogous to the literature review that was presented in Section II. The Environmental Regulations Framework for Land Engineering: Achieving Compliance in the Interest of Pollution Reduction. The mathematical analysis is centred in Chapter III on the Integrative Stakeholder Engagement Approach (ISEA). Section IV presents the results and discussion, while Section V provides an overview and concludes with recommendations.

2. Literature Review

Environmental policymakers frequently employ a combination of coverage tools to accomplish their goals (70) (71). Among these are novel approaches to regulation, ways based on reports, financial incentives, and market strategies. Topics like as micro plastics pollution, inexperienced innovation, and the enhancement of policy instruments in changing global contexts have been the focus of recent research that have assessed the efficacy of numerous environmental policy initiatives.
For the purpose of to determine the effectiveness of the Water Ecological Civilization City Pilot (WECCP) software, Yang, Q. et al. (72) utilised a design that referred to an alternative experiment again. The coverage's impact on pollutants emissions and green innovation is examined using a difference-in-differences version, using statistics obtained from 283 Chinese municipalities between 2010 and 2018. Remarkably, pollution levels plummeted and green innovation surged in the pilot cities, with the most noticeable improvement occurring in smaller communities. Using the perspective of the nation's young people, the present research examined how direct environmental law affects innovation in the country's most polluting industries

using the Panel Poisson Consistent Effect Model (PPFEM). In their publication, Cai X et al. (2021) (73) detailed this study. Providing illuminating coverage for environmental governance and innovation marketing, the findings show that these policies greatly enhance green innovation. A major advance in the area has been made by this. Particularly for state-owned enterprises and sectors reliant on technical capital, this may have far-reaching consequences.

The nonfungibility of commodities is considered in the paper of Salzman, J. and colleagues (74), which presents an analytical method for Environmental Trading Markets (ETMs). Ecologically nonfungible item trading is difficult, and ETM design should prioritise public involvement and forex design, according to their theory. This paradigm tries to explain ETM in the complicated context of nonfungible commodities trade.

In their assessment of recent research on microplastics (MPs), Yusuf et al. (75) stress the need for regulatory frameworks to lessen the damage that MPs do to the environment. It offers regulatory activities for mitigation and examines the occurrence of MPs and ways for detecting them. Using a combination of existing research and new insights, the suggested frameworks work to slow the spread of MPs in water bodies.

Amidst the transition to New Environmental Policy Instruments (NEPI), Pacheco-Vega, R. (76) examines regulation as a tool for environmental policy. It looks at academic literature studies that span 20 years to see if this change made people less interested in regulation and finds that policy combinations work best, especially when there's a lot of uncertainty and complicated governance.

Table 1. Comparative overview of recent research advancements in Integrative Stakeholder Engagement Approach (ISEA)

S. No.	Research Work	Methodology	Advantages	Limitations
1	Yang, Q. et al.	Difference-in-differences model similar to a natural experiment	Provides robust causal inference by comparing outcomes before and after policy implementation in pilot cities. Allows for analysis of policy impact on pollution emissions and green innovation.	Limited ability to control for all potential confounding variables. Relies on the assumption that changes in outcomes are solely due to the policy intervention.
2	Cai, X et al.	Panel Poisson fixed effect model (PPFEM)	Allows for analysis of longitudinal data to assess the impact of direct environmental laws on green technology innovation. Incorporates fixed effects to control for time-invariant characteristics of businesses.	Assumes linear relationship between policy implementation and green innovation outcomes. Limited ability to capture dynamic effects over time.
3	Salzman, J et al.	Proposes analytical methodology for evaluating Environmental Trading Markets (ETMs) considering nonfungibility of commodities	Provides framework for understanding complexities of ETMs and guiding design decisions. Emphasizes importance of currency design and public participation.	Relies on theoretical framework; practical implementation may face challenges. Limited empirical validation of proposed methodology.
4	Yusuf, A. et al.	Reviews recent research on microplastics (MPs) and emphasizes need for regulatory frameworks	Synthesizes existing knowledge and offers actionable recommendations for mitigation. Considers both detection methods and regulatory strategies.	Reliance on existing research may overlook emerging trends or innovative approaches. Implementation of regulatory frameworks may face political or logistical hurdles.
5	Pacheco-Vega, R.	Examines regulation as a tool for environmental policy using academic literature studies	Provides comprehensive analysis of regulatory effectiveness amidst transition to New Environmental Policy Instruments (NEPI). Highlights importance of policy combinations in complex governance contexts.	Limited to analysis of existing literature; may not capture real-time policy developments. Difficulty in generalizing findings to diverse policy contexts outside studied literature.

The Integrative Stakeholder Engagement Approach (ISEA) additionally comes out as a possible strategy for environmental policymaking during these discussions; it offers a revolutionary method to include stakeholders in the decision-making procedures (77) (78) (79) (80) (81). Implementing ISEA can lead to more effective environmental governance by fostering collaboration and consensus-building by embracing diverse perspectives and lifestyles.

3. Integrative Stakeholder Engagement Approach (ISEA)

Establishing a robust felony framework that clings to strict standards is the excellent technique to meet the urgent need for environmentally aware land engineering strategies. To

protect ecosystems and human fitness, this strategy recommends ISSEA, or the Integrative Stakeholder Involvement Approach. Its purpose is to draw in a huge range of stakeholders, along with government organizations, practitioners, and network individuals, with the goal to assure full participation inside the regulation-making process (82) (83) (84) (85). For the motive to create strategies for sustainable and resilient land construction, this method use simulation analysis to evaluate the efficacy of positive policies and policies. Mainly, it focuses on reducing pollution or increasing efforts to maintain even as defensive the environment and keeping a stability among improvement and environmental safety.

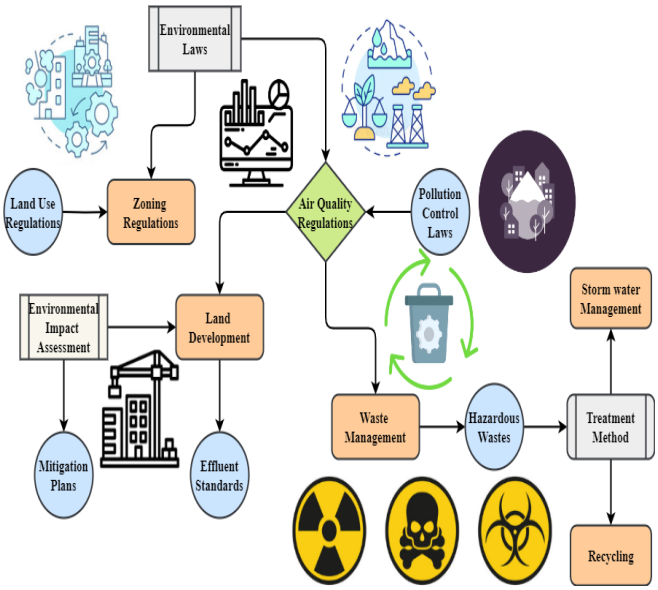

Figure 1. Legal Framework of Land Engineering.

Some environmental regulations governing responsible land use, pollution reduction, and conservation of herbal habitats are outlined in the legal framework of land engineering. As seen in the first discernment, this framework is critical for promoting sustainable development strategies that guarantee the safety of both human and environmental health. Land engineering operations of all types are mostly governed by environmental legal guidelines, which establish guiding standards and regulations. Any site involved in building sports must adhere to these laws, which outline precise environmental standards and recommendations. Preventing pollution, preserving habitats, and protecting biodiversity are some of the others.

Environmental laws about zoning are important because they determine how cities are built up and what happens where within them. For example, zoning restrictions provide certain zones for residential, business, industrial, recreational purposes as well as other authorized land uses examples provided by law. Zoning controls help manage growth, mitigate incompatible land uses conflicts between neighboring areas and protect environmental resource areas.

Pollution control statutes can effectively deal with different types of pollution caused by land engineering activities. There are statutory requirements governing hazardous waste management in general; water contamination; air emissions regulation etc… While the emission limits & control devices associated with automobiles/industrial facilities discharge lead into the atmosphere through air quality laws among other things. In the same vein, legislations enacted to control water pollution set maximum allowable discharges, govern wastewater treatment and encourage the conservation of aquatic habitats.

Such kind of development projects can be less environmentally impacting if the framework is observed. For example; Environmental impact assessments (EIAs) are often required for projects to find ways to reduce adverse effects on the environment. To ensure that development activities are done in an eco-friendly manner, mitigation plans outline strategies for reducing impacts on communities, ecosystems, and natural resources.

The criminal framework covers an extensive range of subjects related to land engineering, which includes recycling, waste management, and hurricane water manipulation. Storm water management policies stipulate measures to govern runoff, preclude erosion, and provide shielding water. Storage, transportation, disposal, and remedy of hazardous and non-risky strong waste are all part of the waste manage rules that are in vicinity to make certain the prevention of pollution and the conservation of resources. Recycling guidelines play a important position in decreasing waste in landfills and retaining natural assets by way of selling cloth healing and reuse. End cause: protective natural ecosystems, selling sustainable improvement, and decreasing pollution ranges; this is the complicated web of environmental felony tips, necessities, and practices that regulates land engineering. These suggestions and guidelines function guidelines for developing the economic system at the same time as protecting the environment in land improvement responsibilities.

$$Q^u(y^u) = \left\{(y^u, z^u, c^u) \middle| \sum_{l=1}^{L} \exists_l^u \, y_{lp}^u \leq y_{lp}^u, \nabla_p; \sum_{l=1}^{L} \exists_l^u \, z_{ln}^u \right\} \quad (1)$$

A collection of possible choice-making hassle is given by means of Equation (1), where each answer is represented by means of a y^u, z^u, c^u. There are 3 components to the tuple: y^u, which stands for a vector of selection variables related to land engineering procedures; z^u, for environmental issues like pollutants discount or environment renovation; and c^u, for constraints placed on those variables. The constraints make sure that $\exists_l^u$ and y_{lp}^u,

that are selection variables, meet unique requirements, specifically that their weighted sums, represented by using the summation terms, live within set boundaries. In making a choice, the weights ∇_p and z_{in}^{u} shows how important or significant each variable is.

$$E_S(y,z,a:h) = sup\{\alpha:((y,z,a)+\alpha h) \ni, y\ can\ produce(a,c)\} \quad (2)$$

The (sup) of a collection of values of α, which stands for a scaling factor, is defined by Equation (2). This equation illustrates a situation where a set of decision variables y, z, and a, along with a perturbation vector h, are provided. The goal is to determine the highest scaling factor α that, under certain conditions (a, c), allows the perturbed values of (y, z, a) plus α times the perturbation vector h to remain feasible. Basically, it aims to find the largest possible value of h that can be applied to the variables (y, z, a) without breaking the requirement that y may yield a certain outcome a while still meeting restrictions c'.

$$E_{OS}(y,z,a:h) = sup\{x^u\alpha:((y,z,a)) + diag\ (\alpha).h \ni, \ \} \quad (3)$$

Where x^u is a choice variable vector and α is a scaling factor, Equation (3) shows the supremum, abbreviated as sup, of the product of these two variables. A perturbation vector h is used here, and a set of decision variables (y, z, a) is used. It want to discover the maximum possible value of α in this equation that the perturbed values of (y, z, a) and the diagonal matrix generated by α times the perturbation vector h may still be considered reasonable. Simply put, it aims to find the largest scaling factor α that can be used to apply the perturbation h to the decision variables (y, z, a) while still guaranteeing that the output values meet the constraints of the system.

$$HNM = \sqrt{\frac{1+E_{PS}^{u+1}(y^{u+1},z^{u+1},c^{u+1};h)}{1+E_{PS}^{u+1}(y^{u},z^{u},c^{u};h)}} \times \sqrt{\frac{1+E_{PS}^{u}(y^{u+1},z^{u+1},c^{u+1};h)}{1+E_{PS}^{u}(y^{u},z^{u},c^{u};h)}} \quad (4)$$

Harmonic Mean of Normalised Metrics, abbreviated as HNM, is defined by Equation (4). Between two iterations (u and u+1) of a decision-making process, it determines a change measure. Each of the two components of the equation stands for a ratio of two normalised metrics. In the first section, it compare the system's performance at iteration u with its performance at iteration u+1 under perturbation h to determine the performance shift from iteration u to u+1. The second section does the same thing, except it uses the performance of iteration u as a benchmark and assesses how much performance has changed between iteration u and u+1.

As shown in Figure 2, an all-encompassing approach to promoting ecologically conscious land engineering practices is the Integrated Stakeholder Engagement Approach (ISEA). The fundamental goal of ISEA is to include various stakeholders in decision-making that their interests and viewpoints are taken into account when land development policies and regulatory frameworks are being created and put into place. An important goal of ISEA is to promote long-term strategies for land improvement that are both protective of ecosystems and safe for humans. Through its facilitation of partnerships between government agencies, companies, and environmental activists and groups, ISEA facilitates the collaborative resolution of complicated environmental issues.

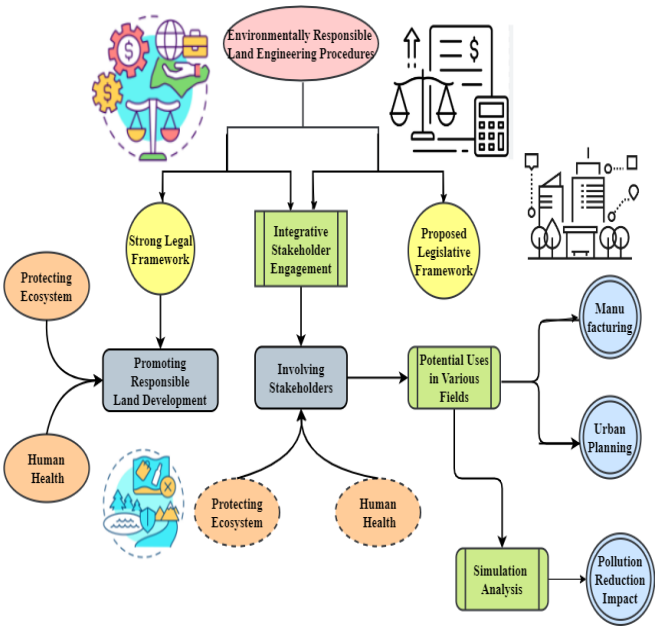

Figure 2. Integrative Stakeholder Engagement Approach (ISEA)

The complete participation, humans can foster transparency, openness, and consensus-building, all of which bring about better and longer- lasting results (86). The fulfilment of ISEA is based on environmentally pleasant land engineering answers that deal with negative environmental impacts and assure insurance adherence. Making use of ISEA's modelling tools and situation evaluation methods may offer policymakers with a better knowledge of various regulatory scenarios. Into land development initiatives necessitates proof-primarily based choice-making. Compliance with guidelines and minimal bad environmental impacts are key to sustainable land engineering answers which might be critical to ISEA's fulfilment (87) (88). With the use of ISEA's modelling and scenario assessment system, policymakers will have a higher information of the ability consequences and effects of diverse regulatory situations (89). Making decisions and

implementing recommendations based on facts is crucial for resilient and sustainable land development initiatives. The Integrated Stakeholder Participation Approach (ISEA) gives a groundbreaking technique for marketing environmentally conscious land engineering techniques, as verified in Figure 2. With the aim of accomplishing land development outcomes which may be each resilient and environmentally friendly, ISEA promotes cooperation, honesty, and responsibility. This is able to be finished if human beings paintings together, adhere to prison frameworks, and recommend for sustainable aspects.

$$HNOFD = \frac{E_{PSU}^{u+1}(y^{u+1}, z^{u+1}, c^{u+1}; h)}{E_{PSU}^{u}(y^{u}, z^{u}, c^{u}; h)} \quad (5)$$

The Harmonic Normalised Objective Function Difference (HNOFD) metric is defined by Equation (5). This statistic measures how much the objective function value changes from one decision-making iteration (u) to the next (u+1). Finding the ratio of the objective function values at iteration u and iteration u+1 under perturbation h to iteration u under the same perturbation is the goal of the equation. Taking into account the impact of the perturbation h, it normalises this ratio and reveals the extent to which the system's objective function has improved or worsened between subsequent iterations.

$$HNOUD = \sqrt{\frac{E_{PSU}^{u}(y^{u+1}, z^{u+1}, c^{u+1}; h)}{E_{PSU}^{u+1}(y^{u+1}, z^{u+1}, c^{u+1}; h)} \times \frac{E_{PSU}^{u+1}(y^{u}, z^{u}, c^{u}; h)}{E_{PSU}^{u+1}(y^{u}, z^{u}, c^{u}; h)}} \quad (6)$$

Harmonic Normalised Objective Utility Difference, denoted as HNOUD in Equation (6), is a measure. Using two rounds (u and u+1) in a decision-making process, this measure assesses the relative change in the utility generated from the objective function PSU. Two ratios are multiplied together and their square root is computed using the equation. The first ratio evaluates the utility—derived from the objective function at iteration u—against the utility—derived at iteration u+1—against the same perturbation. The second ratio evaluates the impact of perturbation h on the utility at iteration u and compares it to the utility at iteration u+1. The metric measures the change in utility from the goal function over iterations, corrected for the impact of the perturbation h, by taking into consideration both iterations and normalising these ratios.

$$HNOTD = \sqrt{\frac{\frac{E_{PSD}^{u}(y^{u+1}, z^{u+1}, c^{u+1}; h)}{E_{PSU}^{u}(y^{u+1}, z^{u+1}, c^{u+1}; h)}}{\frac{E_{PSD}^{u}(y^{u}, z^{u}, c^{u}; h)}{E_{PSU}^{u}(y^{u}, z^{u}, c^{u}; h)}} \times \frac{E_{PSD}^{u+!}(y^{u+1}, z^{u+1}, c^{u+1}; h)}{E_{PSD}^{u+1}(y^{u}, z^{u}, c^{u}; h)}} \quad (7)$$

The metric HNOTD, which stands for Harmonic Normalised Objective Total Difference, is defined by Equation (7). Between two iterations (u and u+1) of a decision-making process E, this metric assesses the relative change in the overall influence of the objective function and the choice factors PSD and PSU. Two ratios are multiplied together and their square root is computed using the equation. Iteration u+1 under perturbation h and iteration u under the same perturbation are compared in the first ratio, which measures the overall influence of the objective function and choice variables. The second ratio evaluates the overall impact under perturbation h, at iteration u compared to the total impact at iteration u+1.

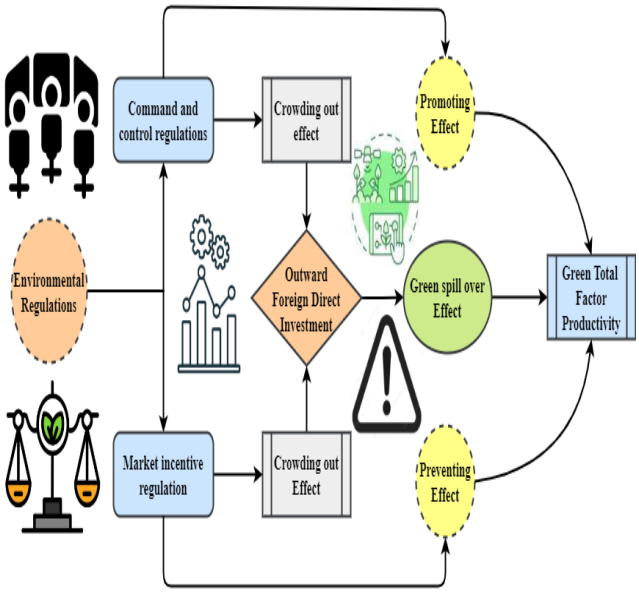

Figure 3. Method through which ERs (environmental regulations) regulate GTFP (green total factor productivity) through OFDI (outward foreign direct investment)

To experimentally investigate the effect of environmental regulations (ERs) on the greenness of total factor productivity (the GTFP) via outwards foreign direct investment (foreign direct investment), Figure 3 shows the theoretical process underpinning the link between these three variables. China has not yet completed developing its environmental protection measures although it uses command-and-control mechanisms combined with market incentives as well as unofficial measures to maintain low pollutant levels. Command-and-control environmental regulation (CACER) is an important instrument that the government uses for tackling pollution emission problems. Market behavior along with industrial activity are governed through top-down directives plus administrative steps. It means making decisions, and giving orders, taking administrative actions or intervening to ensure compliance. Strict enforcement measures are often hired against people who do now not observe CACER because of its high diploma of coercion. Reducing production or even closing polluting factories temporarily or completely inside the

occasion of common violations is one way they make certain each person follows the laws. The New Environment Protection Law and the Air Quality Prevention and Control Law are two examples of the considerable environmental legal guidelines handed by using the Chinese authorities, which have created a more structured framework for environmental governance. By passing those measures, the government is showing its dedication to fixing environmental troubles and keeping inexperienced regulations on course. The interplay between ERs, OFDI, and GTFP is complex, and it all revolves across the comments loop between environmental policies and the sports of OFDI-engaged corporations, which in flip influences both their productiveness and the environment. Chinese organizations seeking to grow internationally may additionally need to invest in cleanser era and tactics to meet the greater stringent environmental laws of their host international locations.

Another way that OFDI may improve environmental performance is by exposing enterprises to global best practices and systems for environmental management. This, in turn, can help with transfer of knowledge and capacity building.

To summarise, Figure 3 shows how environmental regulations in China are changing and how this affects the internationalisation plans and results of Chinese enterprises. To better understand how various regulatory strategies might promote green efficiency and sustainable development, researchers can put the theoretical framework's defined linkages to the test in the real world.

$$HUGQ_{ju} = \beta_0 + \beta_1 DBDFS_{ju} + \beta_2 NJFS_{ju} + \sum_{k=1}^{j} \alpha_u Z_{ju}^k + g_j + g_u + \ni_{ju} \quad (8)$$

For a given jurisdiction u and crisis scenario j, the methodology for measuring the Humanitarian Utility Gap Quotient (HUGQ) is represented by Equation (8). Several explanatory factors are used to describe the dependent variable $HUGQ_{ju}$ in this equation, which is based on a linear regression framework. The Disaster-Based Disaster Funding System $DBDFS_{ju}$ and the Non-Judicial Financial Support $NJFS_{ju}$ are two of the variables that fall into this category.

The $HUGQ_{ju}$ is laid low with several variables Z_{ju}^k, and there is a summation term over okay that represents those impacts. Aside from the variables α_u, β_1, and β_2, the equation consists of the intercept term β_0 as well as several error phrases g_j and g_u.

$$HUGQ_{ju} = \beta_0 + \beta_1 DBDFS_{ju} + \beta_2 NJFS_{ju} + \beta_3 DBDFS_{ju}^2 + \beta_4 NJFS_{ju}^2 + \sum_{k=1}^{j} \alpha_u Z_{ju}^k + g_j + g_u + \ni_{ju} \quad (9)$$

In a given jurisdiction u and crisis state of affairs j, an expanded model for the Humanitarian Utility Gap Quotient (HUGQ) is given by Equation (nine). The inclusion of quadratic phrases for the explanatory variables $DBDFS_{ju}$ and $NJFS_{ju}$, denoted as $DBDFS_{ju}^2$ and $NJFS_{ju}^2$ respectively, allows this version to construct the possible nonlinear connections between catastrophe financing structures and the humanitarian software gap can be captured by way of these quadratic expressions. The version contains intercept terms β_0, coefficients $\beta_1$thru β_4, and a summation time period over okay, which represent the impact of various components Z_{ju}^k on the 〖$HUGQ_{ju}$. To think about unobserved factors that affect the HUGQ, error terms g_j and g_u are protected.

$$PGEJ_{ju} = \Delta_0 + \Delta_1 DBDFS_{ju} + \Delta_2 NJFS_{ju} + \Delta_3 DBDFS_{ju}^2 + \Delta NJFS_{ju}^2 + \sum_{k=1}^{j} \alpha_u Z_{ju}^k + g_j + g_u + \ni_{ju} \quad (10)$$

For a given jurisdiction u and disaster scenario j, the model for the Policy Gap Explanatory Variable (PGEJ) is given by Equation (10). To account for any nonlinear correlations, the model contains explanatory variables such $DBDFS_{ju}$ and $NJFS_{ju}$, which stand for components of disaster investment systems, and their quadratic terms, Δ_1 $DBDFS_{ju}^2$and $\Delta NJFS_{ju}^2$. Furthermore, the impact of various factors Z_{ju}^k on the policy gap is shown with the aid of a summation term over okay. The policy hole may be explained by factors that are not directly observable through include intercept terms Δ_0 and coefficients Δ_1 thru Δ_3, in conjunction with blunders phrases g_j and g_u inside the version.

The Humanitarian Utility Gap Quotient (HUGQ) in a given jurisdiction (u) and disaster situation (j) is described in Equation (eleven). The sentence consists of many variables that can be used as reasons, such as $DBDFS_{ju}$ and $NJFS_{ju}$, which stand for exceptional elements of catastrophe funding structures.

$$HUGQ_{ju} = \nabla_0 + \nabla_1 DBDFS_{ju} + \nabla_2 NJFS_{ju} + \nabla_3 DBDFS_{ju}^2 + \nabla NJFS_{ju}^2 + \sum_{k=1}^{j} \alpha_u Z_{ju}^k + g_j + g_u + \ni_{ju} \quad (11)$$

It consists of the quadratic phrases for these variables, $\nabla_3 DBDFS_{ju}^2$ and $\nabla NJFS_{ju}^2$, which can be used to look for nonlinear correlations. In addition, a summation time period over ok is covered inside the equation to account for the effect of various variables, represented as Z_{ju}^k, at the HUGQ. The HUGQ may further account for unobserved components by including intercept terms ∇_0 and coefficients ∇_1 through ∇_3, as well as error terms g_j and g_u.

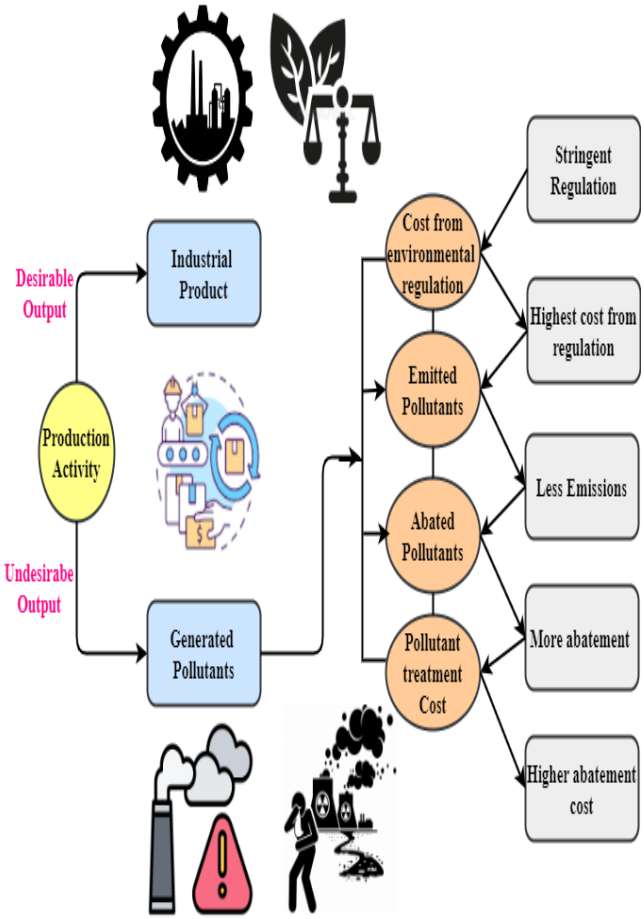

Figure 4. Environmental regulation affects industrial productivity and pollution emissions.

Figure 4 illustrates the complex relationship between environmental rules, industrial output, and pollution emissions; it highlights how stringent regulations influence relocation decisions and efforts to reduce pollution. Aiming to minimise pollution and preserve environmental quality, environmental regulation encompasses rules for reducing pollutants, standards for pollutant emissions, and levies on pollutant emissions.

An crucial measure for depicting the impact of law is the fee of environmental performance, which incorporates the charges of pollutants, their abatement, and emissions. Pollutant abatement prices consist of both one-time investments in gadget to save you pollutants and continuous operational fees. Governments impose charges on pollutant emissions, that are referred to as charges of pollutants, and those charges reflect the severity of the guidelines. Industries can either reduce their pollution output or allow it to obviously degrade into the environment, as depicted in the photo. Businesses should don't forget the prices and advantages of reducing emissions in evaluation to other options while making choices that aim to maximise profitability. This cost category approach considers the purchase of pollution discount system as an abatement expense, while pollution reduction equipment itself is a fee associated with pollution era. The degree of stringency reflected in the rate on pollution influences commercial behaviour. This suggests that governments may additionally inspire organizations to put money into mitigation technology or flow to areas with laxer guidelines if the regulatory burden is higher for their conduct. More and greater, while deciding to transport, businesses are taking into consideration the widening hole among the regulation of countries that might allow them to spend less on compliance without sacrificing profits. Both business output and pollution emissions are affected equally by means of environmental policies. When policies are overly strict, it is able to motive certain industries to lose efficiency, which in flip increases compliance prices and bounds operations. The stop result is a reduction in pollutant emissions, that's promoted by way of the development of environmentally pleasant era and methods. Industrial output and pollutant emissions are both laid low with environmental rules. Industries might see a decline in productivity because of too stringent legal guidelines, which may purpose a upward thrust in compliance charges and running boundaries. Encouraging the development of greener generation and strategies, they cause decreases in pollutant emissions. As an entire, Figure four suggests how pollution outcomes, business behaviour, and environmental guidelines all interact with each other. Policymakers may create green regulatory frameworks that strike a compromise between financial worries and environmental safety objectives with the aid of gaining knowledge of how regulatory stringency impacts migration selections and pollution reduction procedures.

$$UFGG_D = \frac{CHUGQ}{CDBDFS} = \beta_1 + 2\beta_3 DBDFS \quad (12)$$

A utility function's change in response to variations in the Disaster-Based Disaster Funding System (DBDFS) is defined by Equation (12), which stands for the Utility Function Gradient with regard to Disaster-Based Disaster Funding Systems $UFGG_D$. The $UFGG_D$is defined in this model using a linear regression framework as a function of

the derivative of the Humanitarian Utility Gap Quotient $HUGQ$ with respect to DBDFS. The $CHUGQ$ is given by the equation as β_1 plus twice the coefficient $2\beta_3$ times the DBDFS, where β_1 is the intercept term. In this case, it denotes the initial influence of DBDFS on $UFGG_D$, is the effect of fluctuations, with the quadratic component in the utility function doubling the coefficient.

$$UFGG_N = \frac{CHUGQ}{CNJFS} = \beta_2 + 2\beta_4 NJFS \quad (13)$$

The change inside the software feature concerning modifications in Non-Judicial Financial Support (NJFS) is indicated by means of Equation (thirteen) as the Utility Function Gradient with appreciate to Non-Judicial Financial Support $UFGG_N$. Equation (12) serves as a template for this version, which makes use of a linear regression approach to reveal that $UFGG_N$ is associated with the spinoff of HUGQ with regard to NJFS. The equation implies that $UFGG_N$ is identical to the sum of the intercept term β_2 plus two times the coefficient β_4 elevated by using $NJFS$. In this context, β_2 represents the baseline have an impact on of $NJFS$ on $UFGG_N$, whilst $\beta_4$describes the impact of $NJFS$ fluctuations.

$$NFGG_D = \frac{CPGEJ}{CDBDFS} \cdot \frac{CHUGQ}{CPGEJ} = \ni_1 \Delta_5 + 2 \ni_3 \Delta_5 DBDFS \quad (14)$$

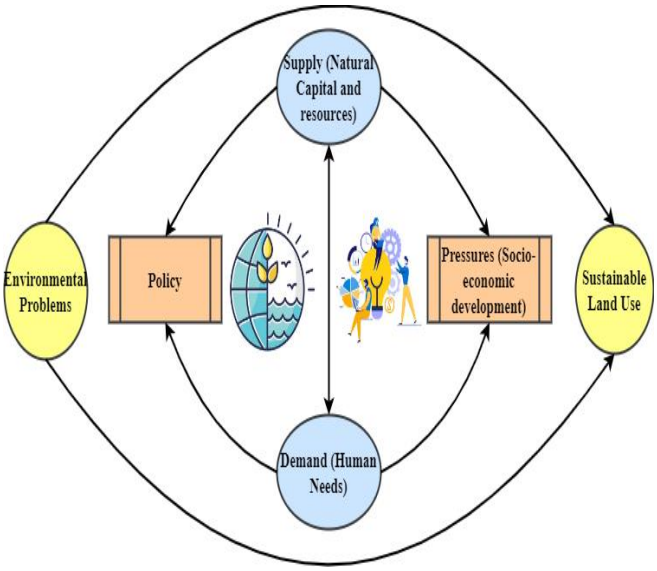

Figure 5. Methods for managing land usage sustainably

Two elements of a have a look at of regulatory compliance are proven in Equation 14. To determine how the non-judicial monetary hole has modified because of variations in catastrophe-based totally disaster financing structures (DBDFS), the first equation determines the Non-Judicial Financial Gap Gradient in regards to Disaster-Based Disaster financing Systems (90). This equation is derived the use of a linear regression model, where NFGGD is the derivative of PGEJ with admire to DBDFS, that's the policy gap explanatory variable. To discover how the humanitarian software gap modifications in terms of modifications inside the policy hole explanatory variable, the second equation unearths the by-product of the Humanitarian Utility Gap Quotient (HUGQ) with appreciate to PGEJ. This derivative is same to the intercept term $\ni_1$ improved by the coefficient Δ_5, plus two times the coefficient $\ni_3$ increased through Δ_5, and DBDFS, depending on the equation.

The coordinated technique to environmentally friendly land control, shown in Figure five, is a nicely-notion-out series of interconnected phases that can be adjusted to in shape the have a look at vicinity's unique functions and length. Achieving an equilibrium between the call for for of landscape traits which includes complex natural assets and natural capital and the demands and influences of human activities is the intention of the method's decision-making procedures. Landscapes are seen as essential herbal resources with environmentally pleasant, social, and economic price in this technique (91) (92). Natural capital, which includes panorama attributes together with soil, water, biodiversity, plant life, and geological functions, is essential for retaining atmosphere services and ensuring human nicely-being (93). For precise land use making plans and knowledgeable decision-making, it's miles critical to apprehend and measure the well worth of those landscape features. To manage and use herbal resources sustainably, it's far essential to don't forget each the desires of the environment and the outcomes of human sports on landscapes. Landscapes are degraded, fragmented, and biodiversity is misplaced due to human activities which include urbanisation, agriculture, industrial improvement, and infrastructure developments. To achieve sustainability in the long run, it is crucial to strike a balance between these demands and the upkeep and restoration of the environment. Figure 5 shows a framework for land use management that is methodical and includes the following steps:

At this stage, it map and analyse the landscape's characteristics, ecological functions, and socioeconomic variables in great detail. The ecological health of the terrain and its potential for sustainable growth may be better understood with this baseline information. To evaluate the effects of human activities on landscapes and to find areas where conservation efforts could work in tandem or in opposition, it is essential to have a firm grasp of the kind and scope of human activity within the research region.

Conflicts that emerge from the availability of landscape qualities in connection to human activities are identified and analysed using a technique based on confrontation. Doing calls for considering the pros and cons, seeing dangers, and trying to find common ground whilst opposing objectives are at odds. It is essential to undertake a conflict analysis and comprise the findings into the formulation of proposals with the aim to find a center ground among development and conservation objectives.

Possible functions at the table encompass conservation tasks, strategies for land use making plans, obstacles on zoning, and programmes to contain stakeholders. Maximising landscape usage even as keeping their lengthy-term viability and resilience is the aim of the incorporated technique to responsible land use management. To do this, selection-making processes need to take into account financial, interpersonal, and ecological considerations. Its flexible framework tackles the complicated demanding situations of arranging land use in different contexts, which can help within the transition in the direction of landscapes that are greater resilient and sustainable.

$$NFGG_N = \frac{CPGEJ}{CNJFS} \cdot \frac{CHUGQ}{CPGEJ} = \exists_2 \, \Delta_5 + 2 \, \exists_4 \, \Delta_5 NJFS \quad (15)$$

Equation (15) is a two-part examination of the influence on pollution reduction. The Non-Judicial Financial Gap Gradient with regard to Non-Judicial Financial Support $NFGG_N$ is computed in the first section, which indicates the change in the non-judicial financial gap with respect to changes in NJFS. Equation (a) uses a linear regression method to represent $NFGG_N$ as the derivative of the Policy Gap Explanatory Variable (PGEJ) with regard to NJFS. The change in the humanitarian utility gap as a function of variations in the policy gap explanatory variable is represented by the derivative of the Humanitarian Utility Gap Quotient (HUGQ) with respect to PGEJ, which is evaluated in the second equation. The term $\exists_2$ multiplied by the coefficient Δ_5, plus twice the coefficient $\exists_4$ multiplied by Δ_5, and NJFS make up this derivative.

Stakeholder Engagement Effectiveness Analysis

$$\Delta_D = \frac{\exists_1 \mu_5 + 2\tau_3 \rho_5 NJFS}{\beta_1 + 2\beta_3 NFJS} \quad (16)$$

Stakeholder engagement's efficacy in impacting regulatory compliance is the situation of Equation (sixteen), which offers a Stakeholder Engagement Effectiveness Analysis. The equation assesses the shift Δ_D in stakeholder involvement in relation to modifications in NJFS. The equation has components: the primary part includes the affect of stakeholder engagement factors, which is represented by means of the numerator that's the sum of an intercept term $\exists_1$, the coefficient μ_5, and two times the coefficient τ_3 increased by ρ_5 and NJFS. The second part is the baseline effect of Non-Judicial Financial Support on regulatory compliance, which is represented by an intercept time period β_1 and twice the coefficient β_3 elevated via NJFS.

Adoption and Implementation Analysis

$$\Delta_E = \frac{\exists_2 \mu_5 + 2\tau_4 \rho_5 NJFS}{\beta_2 + 2\beta_4 NFJS} \quad (17)$$

To determine how stakeholder involvement affects the adoption and implementation of environmental rules, with a focus on NJFS, it is able to use Equation (17), that's an Adoption and Implementation Analysis. The change Δ_E in adoption and implementation effectiveness with respect to differences in NJFS is calculated the usage of this equation. There are parts to it. The first is the numerator, which represents the impact of elements associated with stakeholder engagement on adoption and implementation, and it's far calculated by using including an intercept term $\exists_2$ to the coefficient μ_5, as well as two times the coefficient τ_4 elevated by way of ρ_5, and NJFS. On the opposite hand, the baseline impact of NJFS on adoption and implementation is represented by using the denominator, which includes an intercept aspect β_2 and double the coefficient β_4 multiplied by NJFS.

Environmental and Health Outcomes Analysis

$$t.v \{ \sum_{j=1}^{L} \alpha_l y_l \leq y + diag(\alpha_y).h_y \sum_{j=1}^{L} \alpha_l z_l \leq y + diag(\alpha_z).h_z \sum_{j=1}^{L} \alpha_l c_l \leq y + diag(\alpha_c).h_c \;\; \alpha \geq 0 \sum_{j=1}^{L} \alpha_l = 1; \; \alpha_l \geq 0, l = 1, \dots, L \quad (18)$$

A try at a radical evaluation of environmental and fitness consequences is made via the above equation 18, which depicts a vector inequality machine (94). It is designed to compare the outcomes of various variables (y, z, and c) on health and environmental metrics. Incorporating regulations pertaining to those factors, the machine takes into account any perturbations h_y, h_z, h_c that might impact them. The cause of formulating the inequalities is to guarantee that the weighted sums of the components, represented by using α_l, do no longer exceed the required boundaries.

Environmentally friendly land engineering processes and such can be done in a strategic way by employing this method (95). It does this by involving a wide range of stakeholders through the Integrative Stakeholder Participation Approach (ISEA) which is used to craft sound legislative frameworks which are faithful to rigorous environmental policies. The method of using the simulation evaluation allows for the possibility of assessing the consequences of regulations, thus giving the decision makers the ability to enact laws which are able to withstand and be beneficial long term (96) (97) (98). And in that process, it has potential to decrease pollution, protect ecosystems and sell environmental protection. Aiding efforts of land engineering should strive to work together

and try to locate a balance between environmental consciousness and vital improvement.

4. Results and Discussion

Protecting public health and the environment, reducing pollution, and ensuring compliance with rules are all goals of environmental governance in land engineering, requiring for an exhaustive investigation. Pollutant reduction, acceptance, and implementation outcomes; stakeholder participation; regulatory compliance; and the results of environmental and fitness studies are merely some of the many topics covered by the research. Each of these parts work together to form the rules and regulations that control land engineering projects. One of the main goals of this framework is to facilitate people making well-informed decisions with the intent to promote sustainable development.

Table 2. Simulation parameters used for implementing the proposed Integrative Stakeholder Participation Approach (ISEA)

Simulation Parameters	Parameter Values
Stakeholder Identification	Stakeholder mapping, surveys, interviews, workshops
Stakeholder Engagement	Multi-stakeholder forums, public consultations
Strategies	Frequency, duration, level of involvement
Information Sharing	Online platforms, public meetings, newsletters
	Accessibility, clarity, language preferences
Conflict Resolution	Mediation, arbitration, consensus-building techniques
Mechanisms	Timeliness, fairness, mechanisms for addressing power
Decision-making Processes	Participatory frameworks, consensus-building mechanisms
	Transparency, inclusivity, mechanisms for accountability
Monitoring and Evaluation	Key performance indicators, stakeholder feedback mechanisms

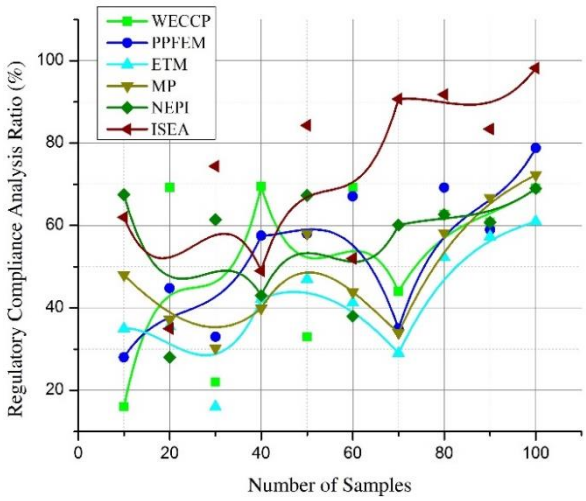

Figure 6. Regulatory Compliance Analysis

Figure 6 shows that conformity evaluation is the main basis of the criminal approach to pollution reduction in land engineering, especially when it comes to meeting environmental regulations. For the purpose of to guarantee environmental protection and pollution reduction, the audit critically examines whether land improvement operations adhere to several regulations, policies, and requirements. Several factors contribute to this, including construction, land usage, waste management, and pollution. It is critical to do a suitability evaluation on land engineering projects to enhance environmental well-being, guarantee healthy human intake, and reduce the negative effects on ecosystems. This will ensure that the projects comply with strict environmental standards. With the intention of ascertain whether or not a company is in conformity with applicable regulations, it is necessary to track, record, and assess its operations. With a 98.9% rate of success, compliance analysts can address discrepancies, respond to issues, and disclose decisions in a transparent way with the assistance of managers and other parties. Corrective measures are aimed at identifying imperfections and minimization of adverse impact when non-compliance is detected. Amongst obstacles that monitoring of compliance deals with are understanding complex regulatory processes, maintaining uniformity across different areas and adapting to changing environmental conditions. When trying to overcome these problems, it is necessary to engage stakeholders throughout the project, implement appropriate monitoring and management methods, and work together strategically (99) (100). At the very a minimum, compliance management is critical for preserving sustainable land development, protecting the environment, and ensuring the well-being of present and future generations by enforcing land zoning regulations.

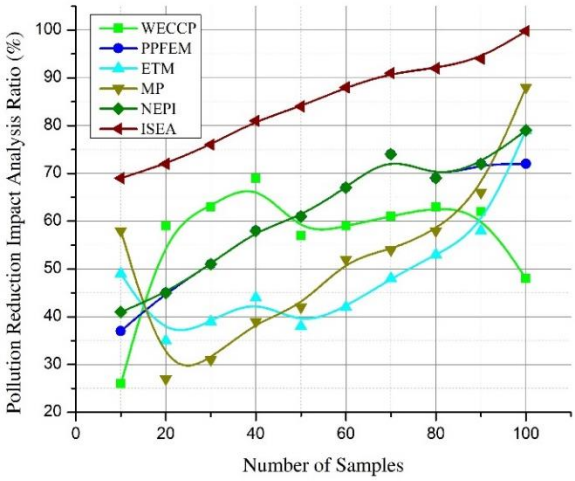

Figure 7. Pollution Reduction Impact Analysis

As shown in Figure 7 above, analysing reducing pollution is a crucial component of the legislative process for land projects with the goal to meet environmental standards, with a specific focus on pollution abatement. This research aims to assess the efficacy of infrastructure and management strategies in mitigating environmental impacts and pollution (101). The field investigates the origins, distribution, and impacts of various pollutants on ecosystems and human health (102) (103) (104). These pollutants include, however are not limited to, noise, water contamination, land degradation, and air emissions. Pollution abatement impact analysis seeks to quantify the amount to which pollution control and regulatory compliance affect pollution emissions and environmental quality. Information about pollutant concentrations, the outcomes of environmental monitoring, and the methods used to reduce pollution as a result of land engineering projects are all part of this process. A monetary and social benefit analysis of cleaner air and water, more biodiversity, and improved public health as a consequence of pollution reduction measures yields 99.2 %. For the purpose of informing future policy creation and regulatory enforcement tactics, pollution reduction effect analyses aid in identifying priority areas for pollution control activities and areas of concern. Potential obstacles to conducting effective impact assessments on pollution reduction include a lack of readily available data, doubts about the accuracy of predictive models (105) (106) (107) (108), and the difficulty of calculating cumulative effects across different contaminants and environmental media. To tackle these issues and make sure that initiatives to reduce pollution are open and accountable, people need to work together across disciplines, use strong methods for monitoring and assessment, and involve stakeholders (109) (110) (111). Legally, land engineering depends on pollution reduction impact assessments to help with decision-making. Sustainable land development methods that safeguard environmental health are subsequently promoted, and this helps with the development of effective pollution control strategies.

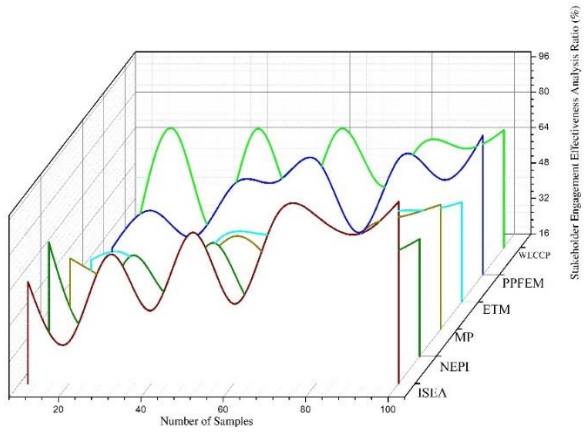

Figure 8. Stakeholder Engagement Effectiveness Analysis

The analysis of the effectiveness of stakeholder participation is a crucial component of the legal framework that controls land engineering, particularly when it comes to complying with regulations that address pollution reduction (112) (113) (114). This is illustrated in figure 8, which can be found above. Land engineering projects and pollution reduction initiatives are the focus of this investigation of the level of stakeholder engagement (115) (116) (117) (118). Stakeholders include government agencies, businesses, environmental advocacy groups, and communities at large. Assessing the openness, responsiveness, and inclusivity of stakeholder engagement initiatives from inception to closure (i.e., from planning and permitting to implementation and monitoring) is what this term refers to. For choices to be made in the public interest, it is important to examine varied perspectives, address concerns, and identify areas for improvement in stakeholder engagement processes (119) (120). One way to do this is to conduct an effectiveness study of stakeholder engagement. Stakeholder engagement's effect on decision and project results as well as the regulatory process's credibility and legitimacy is assessed in this study. Analysis of the effectiveness of stakeholder engagement additionally assists in establishing credibility and working together with stakeholders, which in turn fosters teamwork, agreement, and joint responsibility for the achievement of pollution reduction targets, which results in a 95.4% completion rate. Analysing the success of stakeholder involvement can be difficult for a number of reasons, including the need to manage conflicts, ensure that underrepresented groups have a voice, and strike a balance between opposing interests. A dedication to decision-making and collaborative procedures, the cultivation of stakeholder interaction skills, and the establishment of system standards for feedback and accountability are all necessary for overcoming these obstacles. Finally, a long-term strategy to reduce pollution must include strengthening the legal framework for land projects, encouraging democratic governance, and properly assessing stakeholder engagement to guarantee profitability.

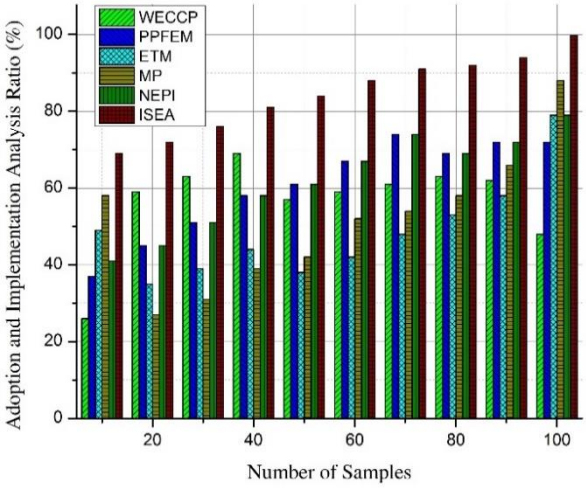

Figure 9. Adoption and Implementation Analysis

Adoption and use of drug testing, especially in achieving standards for an environment that will reduce pollution, are significantly impacted by the legal framework for land management, as shown in Figure 9 above. Examining the adoption and utilisation of policies, best practices, and laws by those involved in land use initiatives is the primary objective of the research. Throughout the project lifecycle, from planning and engineering to construction and operations, assess the extent to which environmental standards are integrated. The effectiveness of regulatory compliance measures in being adopted, monitored, and enforced by relevant parties (such as regulatory agencies) is what adoption and implementation analysis is all about. Problems with resources, lack of technical capability, uninformed stakeholders, and unclear regulations are some of the obstacles that this investigation hopes to uncover. Analysis of adoption and implementation determines the degree to which compliance mechanisms are effective in achieving environmental objectives and lowering pollution levels. These objectives include the sanitation of dirty water and air, the preservation of natural habitats, and the protection of people's health by creating 97.3%. Additional benefits of this study include the discovery of regulatory effectiveness and pollution control measure gaps, inefficiencies, and opportunities. Potential difficulties in conducting adoption and implementation analyses include ensuring uniformity in enforcement efforts, coordinating amongst regulatory bodies, and developing adaptive management strategies to deal with new forms of pollution. In order to overcome these issues, it is necessary for local communities, government agencies, and industry stakeholders to work together and encourage land engineering techniques that are compliant, accountable, and constantly improved. When it comes down to it, analysing acceptance and implementation is vital for improving land engineering law, encouraging sustainable development, and preserving the environment for the next generation.

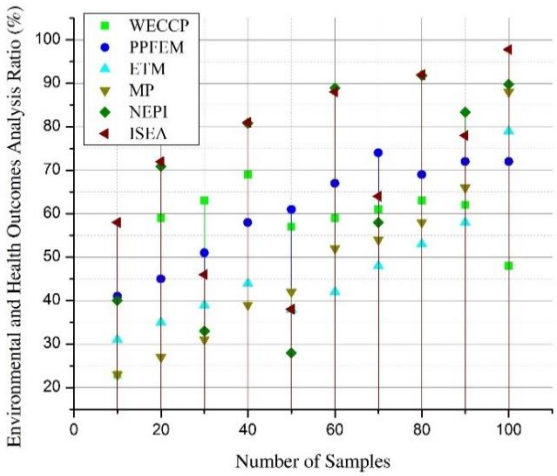

Figure 10. Environmental and Health Outcomes Analysis

In the above figure 10, legal requirements for land engineering include studies of environmental and health impacts, which are especially important when it comes to meeting pollution reduction targets set by government agencies. Evaluation of environmental and health effects can determine, with 96.2% accuracy, if regulatory actions and strategies for controlling pollutants are effective in lowering pollutant emissions, limiting environmental degradation, and preventing unfavourable fitness outcomes. This method gathers information from environmental monitoring, fitness surveillance statistics, and epidemiological research in an effort to identify characteristics, trends, and relationships between land engineering and health and environmental outcomes. This investigation aims to enhance environmental justice and equity while additionally examining how minority and profit communities are disproportionately affected by pollution. Funding for public health interventions, pollution management strategies, and environmental legislation are all impacted by environmental and fitness assessments of this phenomenon. The potential for infection, doubts about the accuracy of testing, and a general lack of understanding might have a detrimental effect on environmental research and human health. Particulate pollution control systems and evidence-based decisions necessitate interdisciplinary cooperation, rigorous research approaches, and stakeholder engagement. For the sake of present and future generations, it is the legal obligation of soil engineers to promote sustainable development while simultaneously safeguarding human health and the environment (121) (122). The environmental and health benefits must be considered in this instance (123) (124) (125).

These evaluations help us comprehend the effects of land engineering on human and environmental health, which in turn can guide management, policy, and sustainable development efforts in the future. To fulfil their legal responsibilities to prioritise environmental sustainability and preserve public health for present and future

generations, onshore workers must overcome obstacles such as limited information availability, lack of technological capacity, lack of engagement with partners, etc.

5. Conclusion

The results of this research provide credence to the idea that severe limitations are necessary for an appropriate legal framework to support environmentally conscious land engineering technology. The report emphasises the importance of working together and making changes to save ecosystems and human health from growing environmental dangers. It helps with land development as well. More and more people are coming to the conclusion that an Inter-Agency Strategic Partnership (ISEA) is the greatest method to include different interest groups in governance. Community members, companies, and environmentalists all fall under this category of interest. The manufacturing, waste management, urban planning, and infrastructure sectors are among those that stand to gain from the regulatory process. The framework's objective is to lessen negative effects on the environment, hence it promotes ecologically sound land engineering practices and pushes for strict adherence to environmental rules. By simulating various regulatory regimes and comparing their effects on society and the environment, simulation analysis is a powerful tool for assessing the efficacy of regulatory systems. This is the way that policymaking and the decision-making process are useful. Improving environmental protection and reducing pollution are the goals of this research, which employs simulation analysis and participant involvement. The long-term goal of the research is to provide data that can inform eco-friendlier approaches to land development. Comprehensive strategies that address existing environmental challenges can be used to drive future land development initiatives in a more responsible and sustainable manner.

References

1. Karkkainen BC. Information as environmental regulation: TRI and performance benchmarking, precursor to a new paradigm? En: Environmental Law. Routledge; 2019. p. 191–304.

2. Gómez Cano CA, Sánchez Castillo V, Ballen Losada Y, Bermudez Monje MA. Análisis de los riesgos asociados a la prestación de servicios en sala de enfermedades respiratorias durante la pandemia COVID-19 en el Hospital María Inmaculada. Salud, Ciencia y Tecnología. 2022;123. https://doi.org/10.56294/saludcyt2022123

3. Gonzales Tito YM, Quintanilla López LN, Pérez Gamboa AJ. Metaverse and education: a complex space for the next educational revolution. Metaverse Basic and Applied Research. 2023;2:56. https://doi.org/10.56294/mr202356

4. Mae Samuel A, Garcia-Constantino M. User-centred prototype to support wellbeing and isolation of software developers using smartwatches. En: Huisa Veria E, editor. Advanced Notes in Information Science. ColNes Publishing; 2022. https://pub.colnes.org/index.php/anis/workflow/access/125

5. Li T, Liu Y, Lin S, Liu Y, Xie Y. Soil Pollution Management in China: A Brief Introduction. Sustainability. 2019;11(3):556. https://doi.org/10.3390/su11030556

6. Contreras J, Cepeda A. Implementation of a course on disruptive technologies for nursing students in Chile. Data and Metadata. 2023;2:129. https://doi.org/10.56294/dm2023129

7. Estrada-Araoz EG, León-Hancco LB, Avilés-Puma B, Yupanqui-Pino EH, Larico-Uchamaco GR. Apoyo social percibido y malestar psicológico en una muestra de estudiantes universitarios peruanos: Un estudio correlacional. Salud, Ciencia y Tecnología 2024;4:833. https://doi.org/10.56294/saludcyt2024833

8. Agboola O, Babatunde DE, Isaac Fayomi OS, Sadiku ER, Popoola P, Moropeng L, et al. A review on the impact of mining operation: Monitoring, assessment and management. Results in Engineering. diciembre de 2020;8:100181.

9. Liu S, Wang X, Guo G, Yan Z. Status and environmental management of soil mercury pollution in China: A review. Journal of Environmental Management. enero de 2021;277:111442. https://doi.org/10.1016/j.jenvman.2020.111442

10. Ronchi S, Salata S, Arcidiacono A, Piroli E, Montanarella L. Policy instruments for soil protection among the EU member states: A comparative analysis. Land Use Policy. marzo de 2019;82:763–80. https://doi.org/10.1016/j.landusepol.2019.01.017

11. Gonzalez-Argote D, Gonzalez-Argote J. Augmented reality applications in online shopping. DecisionTech Review. 2023;3. https://doi.org/10.47909/

12. Pinto LG. A study of the strategic alignment of information services with the 2030 Agenda: contributions of performance evaluation and sectoral standardization. En: Cardama SM, Arias DL, Valentim MLP, editores. Advanced Notes in Information Science. Pro-Metrics; 2023. https://doi.org/10.47909/978-9916-9906-9-8.49

13. Ramirez-Cruz A, Sucapuca C, Morales García M, Álvarez-Manrique VD, Flores-Saenz A, Morales-García WC. Validation of a Job Satisfaction Scale among Health Workers. Data and Metadata. 2024;3:260. https://doi.org/10.56294/dm2024260

14. Shi J, Huang W, Han H, Xu C. Pollution control of wastewater from the coal chemical industry in China: Environmental management policy and technical standards. Renewable and Sustainable Energy Reviews. junio de 2021;143:110883. https://doi.org/10.1016/j.rser.2021.110883

15. Romero-Carazas R. Prompt lawyer: a challenge in the face of the integration of artificial intelligence and law. Gamification and Augmented Reality. 2023;1:7–7. https://doi.org/10.56294/gr20237

16. Siregar I. CSR-based corporate environmental policy implementation. British Journal of Environmental Studies. 2021;1(1):51–7. https://www.al-kindipublisher.com/index.php/bjes/article/view/2613

17. Gómez Cano CA, Sánchez Castillo V. Unveiling the Thematic Landscape of Cultural Studies Through Bibliometric Analysis. Community and Interculturality in Dialogue. 2022;2:34. https://doi.org/10.56294/cid202234

18. Chalco-Ccapa I, Torres-Mamani G, Morales-García M, Flores-Saenz AA, Sairitupa-Sanchez LZ, Paredes-Saavedra M, et al. Validation and invariance of an Individual Work Performance Questionnaire (IWPQ-P) in Peruvian Nurses. Data and Metadata. 2024;3:259. https://doi.org/10.56294/dm2024259

19. Gómez-Cano CA, Miranda-Passo JC, Ramírez Fernández R. Bibliometric analysis of the scientific production on crowdsourcing in health. Salud, Ciencia y Tecnología. 2023;3:597. https://doi.org/10.56294/saludcyt2023597

20. Oria Saavedra M, Rojas Ruíz GC, Espinosa Aguilar A, Vaesken Rojas JS, Presentado Mora EH, Pérez Miño CJ. Satisfacción estudiantil y calidad institucional en la Educación Superior en Salud. Health Leadership and Quality of Life. 2024;3:43. ttps://doi.org/10.56294/hl202443

21. Bagreeva EG, Shamsunov SK, Zemlin AI. Environmental Safety Conditions in the Transport Sector by Improving the Culture of Lawmaking. Ekoloji Dergisi. 2019;(107). https://www.elibrary.ru/item.asp?id=38665656

22. Gamboa AJP, Egües MAP. Integrating perspectives: contributions of Gestalt Theory to the understanding of Social Psychology. AWARI. 2023;4:1–11. https://doi.org/10.47909/awari.54

23. Cavalcante UDFB. Feminicide from the perspective of the cultural mediation of information. En: Cardama SM, Arias DL, Valentim MLP, editores. Advanced Notes in Information Science. Pro-Metrics; 2023. https://doi.org/10.47909/978-9916-9906-9-8.72

24. Dias PM, Dias TMR, Moita GF. Collection and integration of scientific data for production analysis Brazilian scientific in open access journals. En: Rodrigues Dias TM, editor. Advanced Notes in Information Science. ColNes Publishing; 2022. https://doi.org/10.47909/anis.978-9916-9760-3-6.105

25. Pacheco Salles FL, Feitanin Basso M, Leonel A. Smartphone use: implications for musculoskeletal symptoms and socio-demographic characteristics in students. Interdisciplinary Rehabilitation / Rehabilitacion Interdisciplinaria. 2024;4:72. https://doi.org/10.56294/ri202472

26. Law KL, Narayan R. Reducing environmental plastic pollution by designing polymer materials for managed end-of-life. Nature Reviews Materials. el 11 de octubre de 2021;7(2):104–16. https://doi.org/10.1038/s41578-021-00382-0

27. Gonzalez-Argote D, Gonzalez-Argote J. Generation of graphs from scientific journal metadata with the OAI-PMH system. Seminars in Medical Writing and Education. 2023;2:43. https://doi.org/10.56294/mw202343

28. Gonzalez-Argote J, Castillo-González W. Productivity and Impact of the Scientific Production on Human-Computer Interaction in Scopus from 2018 to 2022. AG Multidisciplinar. 2023;1:10–10. https://doi.org/10.62486/agmu202310

29. Ngo TQ. How do environmental regulations affect carbon emission and energy efficiency patterns? A provincial-level analysis of Chinese energy-intensive industries. Environmental Science and Pollution Research. 2022;29(3):3446–62. https://doi.org/10.1007/s11356-021-15843-w

30. Prevall Vinent IM. Corporal Expression as a broad spectrum psycho-pedagogical resource. Seminars in Medical Writing and Education. 2024;3:48. https://doi.org/10.56294/mw202448

31. Gómez Cano CA, Sánchez Castillo V. Scholarly Output on Computer Networks and Communication: A Ten-Year Bibliometric Analysis in Scopus (2013-2022). Gamification and Augmented Reality. 2024;2:29–29. https://doi.org/10.56294/gr202429.

32. Araneo J, Escudero FI, Muñoz Arbizu MA, Trivarelli CB, Van Den Dooren MC, Lichtensztejn M, et al. Wellness and Integrative Health Education Campaign

by undergraduate students in Music Therapy. Community and Interculturality in Dialogue. 2023;4:117. https://doi.org/10.56294/cid2024117

33. Céspedes-Proenza I, La-O-Rojas Y, García-Bacallao Y, Leyva-Samuel L, Padín-Gámez Y, Crispin-Rodríguez D. Intervención educativa sobre cáncer bucal en pacientes de alto riesgo mayores de 35 años. Community and Interculturality in Dialogue. 2024;4:127. https://doi.org/10.56294/cid2024127

34. Wang Y, Li M. Credit policy and its heterogeneous effects on green innovations. Journal of Financial Stability. 2022;58:100961. https://doi.org/10.1016/j.jfs.2021.100961

35. Asencios-Trujillo L, Asencios-Trujillo L, La Rosa-Longobardi C, Gallegos-Espinoza D, Piñas-Rivera L. Fear in health professionals working in a hospital institution in Covid-19. Health Leadership and Quality of Life. 2024;3:34. https://doi.org/10.56294/hl202434

36. Franetovic G, Bertero A. How do people understand inequality in Chile? A study through attitude network analysis. AWARI. 2023;4. https://doi.org/10.47909/awari.42

37. Sidiq M, Chahal A, Gupta S, Vajrala KR. Advancement, utilization, and future outlook of Artificial Intelligence for physiotherapy clinical trials in India: An overview. Interdisciplinary Rehabilitation / Rehabilitacion Interdisciplinaria. 2023;4:73. https://doi.org/10.56294/ri202473

38. Zhang Z, Liu J, Gu X. Reduction of industrial land beyond Urban Development Boundary in Shanghai: Differences in policy responses and impact on towns and villages. Land Use Policy. 2019;82:620–30. https://doi.org/10.1016/j.landusepol.2018.12.040

39. Botero Gómez LV, Nova Guevara DA. Analysis of the difference of the legally relevant facts of the indicator facts. AG Multidisciplinar. 2023;1:17–17. https://doi.org/10.62486/agmu202317

40. Mestanza-Ramón C, Cuenca-Cumbicus J, D'Orio G, Flores-Toala J, Segovia-Cáceres S, Bonilla-Bonilla A, et al. Gold Mining in the Amazon Region of Ecuador: History and a Review of Its Socio-Environmental Impacts. Land. el 1 de febrero de 2022;11(2):221. https://doi.org/10.3390/land11020221

41. Asencios-Trujillo L, Asencios-Trujillo L, La Rosa-Longobardi C, Gallegos-Espinoza D, Piñas-Rivera L. E-health literacy level of university teachers attending first level health centers in South Lima. Health Leadership and Quality of Life. de 2024;3:49. https://doi.org/10.56294/hl202449

42. Zumba EMP, Cajape VAA, Aguilar JLS, Arias LEV, Zambrano ZER, Guamán JRR, et al. Artificial Intelligence in Sports: Data Analysis to Enhance Training. Interdisciplinary Rehabilitation/Rehabilitacion Interdisciplinaria. 2024;4:85–85. https://doi.org/10.56294/ri202485

43. González MS, Pérez AG. Proposal of actions to improve accessibility at the Hotel Las Yagrumas, Artemisa. AG Managment. 2024;2:25–25. https://doi.org/10.62486/agma202425

44. Sánchez LYO, Bolívar LS. Negatives Effects of Forestation. AG Multidisciplinar. 2023;1:19–19. https://doi.org/10.62486/agmu202319

45. Xu Y, Chan FKS, He J, Johnson M, Gibbins C, Kay P, et al. A critical review of microplastic pollution in urban freshwater environments and legislative progress in China: Recommendations and insights. Critical Reviews in Environmental Science and Technology. 2021;51(22):2637–80. https://doi.org/10.1080/10643389.2020.1801308

46. Cristian MR, Ramona MV, Iasmina PA, Georgiana RC. A case of non-compliance with legal environmental requirements: Improper storage of lead-containing materials in Hunedoara County, Romania. Advances in Environmental Sciences. 2021;13(2):63–9. http://www.aes.bioflux.com.ro/docs/2021.63-69.pdf

47. Radaelli RC, Quipildor EM. Perception of illness and death in the nursing setting. Community and Interculturality in Dialogue. 2023;4:93. https://doi.org/10.56294/cid202493

48. Rocha J. Terapéutica farmacológica actual para artritis reumatoide, factores para su eficacia y complicaciones asociadas: revisión sistemática. Interdisciplinary Rehabilitation / Rehabilitacion Interdisciplinaria. el 15 de enero de 2024;4:76. https://doi.org/10.56294/ri202476

49. Crispin-Rodríguez D, Crispin-Castellanos D, Ledesma-Céspedes N, Reyes-Cortiña G, Lamorú-Pardo AM, Ivonnet-Gutiérrez E. Estrategia de atención integral en el Centro Penitenciario El Guayabo. Community and Interculturality in Dialogue. 2024;4:126. https://doi.org/10.56294/cid2024126

50. Basu S, Omotubora A, Beeson M, Fox C. Legal framework for small autonomous agricultural robots. AI & Society. 2020;35(1):113–34. https://doi.org/10.1007/s00146-018-0846-4

51. Andrade-Girón D, Marín-Rodriguez W, Sandivar-Rosas J, Carreño-Cisneros E, Susanibar-Ramirez E,

Zuñiga-Rojas M, et al. Generative artificial intelligence in higher education learning: A review based on academic databases. Iberoamerican Journal of Science Measurement and Communication. 2024;4(1):1–16. https://doi.org/10.47909/ijsmc.101

52. Rodríguez AL. Analysis of associative entrepreneurship as a territorial strategy in the municipality of Mesetas, Meta. AG Managment. 2023;1:15–15. https://doi.org/10.62486/agma202315

53. Fang J, Liu C, Gao C. The impact of environmental regulation on firm exports: evidence from environmental information disclosure policy in China. Environ Sci Pollut Res. diciembre de 2019;26(36):37101–13. https://doi.org/10.1007/s11356-019-06807-2

54. Sanabria Martínez MJ. Construir nuevos espacios sostenibles respetando la diversidad cultural desde el nivel local. Región Científica. 2022;1(1):20222. https://doi.org/10.58763/rc20222

55. Rodríguez LPM, Sánchez PAS. Social appropriation of knowledge applying the knowledge management methodology. Case study: San Miguel de Sema, Boyacá. AG Managment. 2023;1:13–13. https://doi.org/10.62486/agma202313

56. Hernández Martínez MC, González Medina MA. Impact of Toxic Substance Use on Quality of Life in Adolescents. Health Leadership and Quality of Life. 2024;3:42. https://doi.org/10.56294/hl202442

57. Söderholm P, Bergquist AK, Söderholm K. Environmental Regulation in the Pulp and Paper Industry: Impacts and Challenges. Current Forestry Reports. 2019;5(4):185–98. https://doi.org/10.1007/s40725-019-00097-0

58. Eslava Zapata R, Chacón Guerrero E, Esteban Montilla R. Emerging Technologies in Education: A Bibliometric Analysis of Artificial Intelligence and its Applications in Health Sciences. Seminars in Medical Writing and Education. 2024;3:49. https://doi.org/10.56294/mw202449

59. Vázquez Vidal V, Martínez Prats G. Desarrollo regional y su impacto en la sociedad mexicana. Región Científica. 2023;2(1):202336. https://doi.org/10.58763/rc202336

60. Rojas MG, Agudelo NG. Creative economy and communication. Characterization in a line of research. Gamification and Augmented Reality. 2024;2:32–32. https://doi.org/10.56294/gr202432

61. Villa JAT. The official household public service companies and their obligatory to publish their actions in the SECOP. AG Managment. 2023;1:19–19. https://doi.org/10.62486/agma202319

62. Ríos-Quispe CF. Analysis of ABC Cost Systems. AG Managment. 2023;1:12–12. https://doi.org/10.62486/agma202312

63. Ripoll Rivaldo M. El emprendimiento social universitario como estrategia de desarrollo en personas, comunidades y territorios. Región Científica. 2023;2(2):202379.. https://doi.org/10.58763/rc202379

64. Botello-Juárez FA, Vega-Almeida RL, Arencibia-Jorge R. El Etnocentrismo como objeto de investigación: un enfoque bibliométrico. Iberoamerican Journal of Science Measurement and Communication. 2024;4(1). https://doi.org/10.47909/ijsmc.100

65. Espinosa-Rada A, Ruiz FO, Palacios D. Social Network Researchers in South America: The Chilean Society for Social Network Science (ChiSocNet). AWARI. 2023;4. https://doi.org/10.47909/awari.48

66. Dominguez Miranda SA, Rodriguez Aguilar R. Machine learning models in health prevention and promotion and labor productivity: A co-word analysis. Iberoamerican Journal of Science Measurement and Communication. 2024;4(1):1–16. https://doi.org/10.47909/ijsmc.85

67. Gutiérrez ARI, Espinosa JCM. Building and sustainability information modeling: An analysis of its thematic structure. Iberoamerican Journal of Science Measurement and Communication. 2024;4(1):1–15. https://doi.org/10.47909/ijsmc.98

68. Tápanes Suárez E, Bosch Nuñez O, Sánchez Suárez Y, Marqués León M, Santos Pérez O. Sistema de indicadores para el control de la sostenibilidad de los centros históricos asociada al transporte. Región Científica. 2023;2(1):202352. https://doi.org/10.58763/rc202352

69. Sánchez Castillo V. The contribution of rural social networks to the consolidation of social capital. AWARI. 2023;4. https://doi.org/10.47909/awari.52

70. Gómez Cano CA. Hidden knowledge networks: Influence of invisible colleges on scientific research. AWARI. 2023;4. https://doi.org/10.47909/awari.50

71. Auhunas S. Evaluation and impact of descriptive metadata on academic event management in Ukraine: A quantitative study. Iberoamerican Journal of

Science Measurement and Communication. 2024;4(1):1–30. https://doi.org/10.47909/ijsmc.91

72. Yang Q, Gao D, Song D, Li Y. Environmental regulation, pollution reduction and green innovation: The case of the Chinese Water Ecological Civilization City Pilot policy. Economic Systems. 2021;45(4):100911. https://doi.org/10.1016/j.ecosys.2021.100911

73. Cai X, Zhu B, Zhang H, Li L, Xie M. Can direct environmental regulation promote green technology innovation in heavily polluting industries? Evidence from Chinese listed companies. Science of The Total Environment. 020;746:140810. https://doi.org/10.1016/j.scitotenv.2020.140810

74. Salzman J, Ruhl J. Currencies and the commodification of environmental law. En: Environmental Law. Routledge; 2019. p. 3–90.

75. Yusuf A, Sodiq A, Giwa A, Eke J, Pikuda O, Eniola JO, et al. Updated review on microplastics in water, their occurrence, detection, measurement, environmental pollution, and the need for regulatory standards. Environmental Pollution. 2022;292:118421. https://doi.org/10.1016/j.envpol.2021.118421

76. Pacheco-Vega R. Environmental regulation, governance, and policy instruments, 20 years after the stick, carrot, and sermon typology. Journal of Environmental Policy & Planning. el 2 de septiembre de 2020;22(5):620–35.

77. Granados Marcelo KV, Meneses Claudio BA, Zapana Ruiz JA. Impact of Work Motivation on service advisors of a public institution in North Lima. Southern perspective / Perspectiva austral. 2023;1:11. https://doi.org/10.56294/pa202311

78. Rodríguez Torres E, Gómez Cano CA, Sánchez Castillo V. Management information systems and their impact on business decision making. Data and Metadata. el 2 de diciembre de 2022;1:21. Torres ER, Cano CAG, Castillo VS. Management information systems and their impact on business decision making. Data and Metadata. 2022;1:21–21. https://doi.org/10.56294/dm202221

79. Torres ER, Cano CAG, Castillo VS. Application of gamification in work environment. Gamification and Augmented Reality. 2024;2:24–24. https://doi.org/10.56294/gr202424

80. Gómez Cano CA, Sánchez Castillo V. Knowledge Structure in Rehabilitation within and beyond the Medical Field: Bibliometric Perspectives of the Categories “Physical Therapy, Sports Therapy and Rehabilitation” and “Rehabilitation”. Interdisciplinary Rehabilitation / Rehabilitacion Interdisciplinaria. 2022;2:22. https://doi.org/10.56294/ri202222

81. Pérez Gamboa AJ, Gómez Cano CA, Sánchez Castillo V. Decision making in university contexts based on knowledge management systems. Data and Metadata. 2022;1:92. https://doi.org/10.56294/dm202292

82. Auza-Santiváñez JC, Díaz JAC, Cruz OAV, Robles-Nina SM, Escalante CS, Huanca BA. Bibliometric Analysis of the Worldwide Scholarly Output on Artificial Intelligence in Scopus. Gamification and Augmented Reality. 2023;1:11–11. https://doi.org/10.56294/gr202311

83. Keeling Alvarez M, Veloz Montano MDLN. The quality of education, a concern beyond the classroom space. Seminars in Medical Writing and Education. 2024;3:52. https://doi.org/10.56294/mw202452

84. Domínguez Romay A, Keeling Alvarez M. Theoretical approach to professional development: A review of the pedagogical process. Seminars in Medical Writing and Education. 2024;3:50. https://doi.org/10.56294/mw202450

85. Asencios-Trujillo L, Asencios-Trujillo L, La Rosa-Longobardi C, Gallegos-Espinoza D, Piñas-Rivera L. Level of resilience in nursing students doing their pre-professional internships at a university in northern Lima. Health Leadership and Quality of Life. 2023;2:29. https://doi.org/10.56294/hl202329

86. Gonzalez-Argote D, Gonzalez-Argote J. Augmented reality applications in the tourism sector. DecisionTech Review. 2023;3. https://doi.org/10.47909/

87. Gómez Cano CA, Sánchez Castillo V, Jiménez Zapata EM. Innovation as a competitive factor for organizations in emerging countries. DecisionTech Review. 2023;3. https://doi.org/10.47909/

88. Acosta RA, Rodríguez JB, Reyes ED, Suárez YS, Nogueira DM. Improvements in the management of work organization. Case: aluminum swing doors. DecisionTech Review. 2023;3. https://doi.org/10.47909/

89. Alarcon JA. Risk management model for information security. DecisionTech Rev. 2023;3:1–6. https://doi.org/10.47909/dtr.05

90. Debortoli DO, Brignole NB. Inteligencia empresarial para estimular el giro comercial en el microcentro de una ciudad de tamaño intermedio. Región Científica.

2024;3(1):2024195.. https://doi.org/10.58763/rc2024195

91. Higuera Carrillo EL. Aspectos clave en agroproyectos con enfoque comercial: Una aproximación desde las concepciones epistemológicas sobre el problema rural agrario en Colombia. Región Científica. 2022;1(1):20224. https://doi.org/10.58763/rc20224

92. Rivas Riveros E, López Espinoza M. Relación entre factores sociodemográficos y la calidad de vida en pacientes en hemodiálisis. Salud, Ciencia y Tecnología. 2024;4:744. https://doi.org/10.56294/saludcyt2024744

93. Raudales-Garcia EV, Acosta-Tzin JV, Aguilar-Hernández PA. Economía circular: una revisión bibliométrica y sistemática. Región Científica. 2024;3(1):2024192. https://doi.org/10.58763/rc2024192

94. Swathi P, Tejaswi DS, Khan MA, Saishree M, Rachapudi VB, Anguraj DK. Enhancing the Identification of False News using Machine Learning Algorithms: A Comparative Study. Metaverse Basic and Applied Research 2024;3:66–66. https://doi.org/10.56294/mr202466

95. Uwhejevwe-Togbolo SE, Festus Elugom FE, Iguemedere Ofomaja N. Ethical use of data in the metaverse for corporate social responsibility. Metaverse Basic and Applied Research. 2024;3:61. https://doi.org/10.56294/mr202461

96. Espinosa Aguilar A, Oria Saavedra M, Rojas Ruíz GC, Lepez CO. Competencias investigativas en profesores de Enfermería. Salud, Ciencia y Tecnología. 2023;4:705. https://doi.org/10.56294/saludcyt2024705

97. Haque MdA, Rahman M, Faizanuddin Md, Anwar D. Educational Horizons of the Metaverse: Vision, Opportunities, and Challenges. Metaverse Basic and Applied Research. 2023;3:60. https://doi.org/10.56294/mr202460

98. Cuentas Figueroa R, Cuentas Correa G, Pimienta Gomez SDR. Statistical analysis of social networks as a means of communication for children in educational institutions in Riohacha, La Guajira, Colombia. Metaverse Basic and Applied Research. 2023;2:53. https://doi.org/10.56294/mr202353

99. Arroix Jiménez T, Sánchez Castillo V, Colala Troya AL, Pérez Gamboa AJ. The use of methods in teaching History: a mixed exploratory study at the Ciego de Ávila University, Cuba. Salud, Ciencia y Tecnología - Serie de Conferencias. 2023;2:529. https://doi.org/10.56294/sctconf2023529

100. Sánchez Suárez Y, Pérez Gamboa AJ, Hernández Nariño A, Díaz-Chieng LY, Marqués León M, Pancorbo Sandoval JA, et al. Hospital culture and social responsibility: a mixed study of the main lines for its development. Salud, Ciencia y Tecnología - Serie de Conferencias. 2023;2:451. https://doi.org/10.56294/sctconf2023451

101. Barroso Moraes I. Critical Analysis of Health Indicators in Primary Health Care: A Brazilian Perspective. AG Salud. 2023;1:28. https://doi.org/10.62486/agsalud202328

102. Rosario Quiroz FJ, Espinoza Oncoy AW. Resilience and life satisfaction in migrant university students residing in Lima. AG Salud. 2023;1:9. https://doi.org/10.62486/agsalud20239

103. Quiñones García I, Valido Valdes D. Community Intervention Programme. Domestic violence against women. AG Salud. 2024;2:56. https://doi.org/10.62486/agsalud202456

104. Promise Ogolodom M, Nathaniel Mbaba A, Johnson J, Uche Chiegwu H, .S.Ordu K, .C.Okej M, et al. Knowledge and perception of healthcare workers towards the adoption of artificial intelligence in healthcare service delivery in Nigeria. AG Salud. 2023;1:16. https://doi.org/10.62486/agsalud202316

105. Huaman N, Morales-García WC, Castillo-Blanco R, Saintila J, Huancahuire-Vega S, Morales-García SB, et al. An Explanatory Model of Work-family Conflict and Resilience as Predictors of Job Satisfaction in Nurses: The Mediating Role of Work Engagement and Communication Skills. J Journal of Primary Care & Community Health. 2023;14:215013192311513. http://doi.org/10.1177/21501319231151380

106. Cabrera-Aguilar E, Zevallos-Francia M, Morales-García M, Ramírez-Coronel AA, Morales-García SB, Sairitupa-Sanchez LZ, et al. Resilience and stress as predictors of work engagement: the mediating role of self-efficacy in nurses. Frontiers in Psychiatry. 2023;14:1202048. https://doi.org/10.3389/fpsyt.2023.1202048

107. Cayupe JC, Bernedo-Moreira DH, Morales-García WC, Alcaraz FL, Peña KBC, Saintila J, et al. Self-efficacy, organizational commitment, workload as predictors of life satisfaction in elementary school teachers: the mediating role of job satisfaction. Frontiers in Psychology. 2023;14:1066321. https://doi.org/10.3389/fpsyg.2023.1066321

108. Plaza-Ccuno JNR, Vasquez Puri C, Calizaya-Milla YE, Morales-García WC, Huancahuire-Vega S, Soriano-Moreno AN, et al. Physical Inactivity is Associated with Job Burnout in Health Professionals

During the COVID-19 Pandemic. Risk Management and Healthcare Policy. 2023;Volume 16:725–33. https://doi.org/10.2147/RMHP.S393311

109. Auza-Santivañez JC, Lopez-Quispe AG, Carías A, Huanca BA, Remón AS, Condo-Gutierrez AR, et al. Work of the emergency system in polytraumatized patients transferred to the hospital. AG Multidisciplinar. 2023;1:9–9. https://doi.org/10.62486/agmu20239

110. Dilas D, Flores R, Morales-García WC, Calizaya-Milla YE, Morales-García M, Sairitupa-Sanchez L, et al. Social Support, Quality of Care, and Patient Adherence to Tuberculosis Treatment in Peru: The Mediating Role of Nurse Health Education. Patient Preference and Adherence. 2023;Volume 17:175–86. https://doi.org/10.2147/PPA.S391930

111. Morales-García WC, Huancahuire-Vega S, Saintila J, Morales-García M, Fernández-Molocho L, Ruiz Mamani PG. Predictors of Intention to Vaccinate Against COVID-19 in a Peruvian Sample. Journal of Primary Care and Community Health 2022;13. https://doi.org/10.1177/21501319221092254

112. González Rodríguez MA, Murcia Lesmes DD, Sánchez Castillo V. Identification of rural contexts associated with cane cultivation Panelera: Santa Rita farm, Vereda Aguas Claras, Municipality of Albania, Caquetá. Southern perspective / Perspectiva austral. 2024;2:24. https://doi.org/10.56294/pa202424

113. Roman-Acosta D, Caira-Tovar N, Rodríguez-Torres E, Pérez Gamboa AJ. Effective leadership and communication strategies in disadvantaged contexts in the digital age. Salud, Ciencia y Tecnología - Serie de Conferencias. 2023;2:532. https://doi.org/10.56294/sctconf2023532

114. Ortiz Llana AJ, Zapana Ruiz JA, Meneses Claudio BA. Quality of service and citizen satisfaction in a Lima district municipality. Southern perspective / Perspectiva austral. 2023;1:17. https://doi.org/10.56294/pa202317

115. Vilca Malaver YY, Meneses Claudio BA, Zapana Ruiz JA. Quality of service and user satisfaction of a police station in a district of northern Lima. Southern perspective / Perspectiva austral. 2024;2:20. https://doi.org/10.56294/pa202420

116. Camacho Vargas CA, Cuyabazo Burbano LY, Sánchez Castillo V. Diagnosis of the peasant family farming system and its contribution to the food security of a peasant family in the San Antonio de Atenas village, Florencia, Caquetá. Salud, Ciencia y Tecnología - Serie de Conferencias. 2022;1:41. https://doi.org/10.56294/sctconf202241

117. Estrada-Araoz EG, Larico-Uchamaco GR, Jara-Rodríguez F, Pachacutec-Quispicho R. Evaluación de las competencias digitales de los docentes de educación básica: Un estudio descriptivo. Salud, Ciencia y Tecnología - Serie de Conferencias. 2024;3:632. https://doi.org/10.56294/sctconf2024632

118. Perdomo Rios CA, Rojas Leyton F, Claros Romero V, Gonzales López N, Sánchez Castillo V. Analysis of the social perception of a producer about the pig production system and his experience with alternative feeding. Southern perspective / Perspectiva austral. 2023;1:8. https://doi.org/10.56294/pa20238

119. De Pablos WJ, Guillén AJ, Blanco MB, Hernández-Runque E. Leadership in safety and health management at work in Courier companies. AG Salud. 2024;2:44–44. https://doi.org/10.62486/agsalud202444

120. Peñaloza JEG. Perception of representativeness of the Assembly of Huila 2020-2023. AG Multidisciplinar. 2023;1:13–13. https://doi.org/10.62486/agmu202313

121. Ledesma-Céspedes N, Leyva-Samue L, Barrios-Ledesma L. Use of radiographs in endodontic treatments in pregnant women. AG Odontologia. 2023;1:3–3. https://doi.org/10.62486/agodonto20233

122. Figueredo-Rigores A, Blanco-Romero L, Llevat-Romero D. Systemic view of periodontal diseases. AG Odontologia. 2023;1:14–14. https://doi.org/10.62486/agodonto202314

123. Pupo-Martínez Y, Dalmau-Ramírez E, Meriño-Collazo L, Céspedes-Proenza I, Cruz-Sánchez A, Blanco-Romero L. Occlusal changes in primary dentition after treatment of dental interferences. AG Odontologia. 2023;1:10–10. https://doi.org/10.62486/agodonto202310

124. Lamorú-Pardo AM, Álvarez-Romero Y, Rubio-Díaz D, González-Alvarez A, Pérez-Roque L, Vargas-Labrada LS. Dental caries, nutritional status and oral hygiene in schoolchildren, La Demajagua, 2022. AG Odontologia. 2023;1:8–8. https://doi.org/10.62486/agodonto20238

125. Batista-Mariño Y, Gutiérrez-Cristo HG, Díaz-Vidal M, Peña-Marrero Y, Mulet-Labrada S, Díaz LER. Behavior of stomatological emergencies of dental origin. Mario Pozo Ochoa Stomatology Clinic. 2022-2023. AG Odontologia. 2023;1:6–6. https://doi.org/10.62486/agodonto20236