

Assessment of Institution Readiness in Adopting Technology: A Study on Vocational Education Internal Quality Assurance System

Y Yulherniwati¹, A Ikhsan²

Department of Information Technology, Padang State Polytechnic, Kampus Limau Manis, Padang, Indonesia¹

Department of Industrial Engineering, Bung Hatta University, Gunung Pangilun, Padang, Indonesia²

{ heni32@yahoo.com¹, aidilikhsan@yahoo.com² }

Abstract. Information technology pushes the fourth Industrial revolution in form of physically cyber system which connected each other in smart automation system. Business and industry have adopted new technology to increase their competitiveness, on the other side HEIs are left behind in adopting technologies. The aim of this study is to assess HEIs' readiness in adopting technology for IQAS implementation. Data used in this study consist of primary data in form of interview and observations method, participated by HEIs in West Sumatera, and secondary data from HEI's profile and accreditation results. This study using Technometric Model and Analytical Hierarchy Process (AHP) approach in assessing the technology level. Technometrics model used to measure the contribution of technology components, namely Technoware, Humanware Inforware, and Orgaware. These four components used to measure technology contribution coefficient (TCC). The TCC classification is used as a basis to assess HEIs readiness. The results are presented by radar chart with 4 axes of THIO diagram based on institution type, ownership, area, and accreditation. Technoware in most of HEIs is ready. Whereas the forward is not yet ready. Infoware development requires organization involvement, through leadership commitment. Humanware needs to be improved first to support inforware and orgaware development.

Keywords: *Technology adoption, technology assessment, Internal Quality Assurance System, vocational education, Technometrics model, information system*

1 Introduction

The fourth Industrial revolution fundamentally influences all aspects of our life. Information technology pushes the fourth Industrial revolution in form of physically cyber system which connected each other in smart automation system [1].

Business and industry have adopted new technology to increase their competitiveness, on the other side HEIs are left behind in adopting technologies. HEIs still use old technology inactivity of teaching, learning, and management system. In this high competition world, HEIs need to adopt the rapid change of technology. The implementation of information technology has significant correlation with business efficiency and effectiveness.

Quality assurance implementation encourages continuous improvement. Without quality assurance, quality standard is not being improved. Therefore, quality assurance in educational institutions has become a matter of survival for the institution and its [2]. Internal quality assurance in higher education can be understood as the planned and systematic review of a higher education institution (HEI) to determine whether or not acceptable standards being met, maintained, and enhanced [3]. Whereas external quality assurance is an assessment activity through accreditation to determine the feasibility and level of quality achievement in HEIs.

Internal Quality Assurance System (IQAS) implementation is quite complicated. It involves entire organization lines, organizational units, and stakeholders of HEI. It handles multiple data and documents, through multiple platforms. For example, an HEI has to get and manage information about the required graduate's specs from its stakeholders, which changing overtime. This information has to be adopted in HEI's curriculum, learning process, learning technology, and new knowledge organizing to achieve up to date competences.

An information system is needed in IQAS for the availability of appropriate, adequate, accurate and reliable data. The information system greatly contributes to quality enhancement by enforcing better planning, better policymaking and better management which ultimately results better academic quality [2]. Information systems must be designed to serve the organizational needs[4].

The fourth industrial revolution Industry needs modern information system. Open software architecture which has flexible process control and development perspectives for the future is required. Different subsystems have to be connected to the integrated information landscape to provide all data in real time[9].

Information system as part of the technology has not been developed and utilized optimally by HEIs in IQAS implementation. According to Ministry of Research, Technology and Higher Education Republic of Indonesia [5], Accreditation results shows that the 6th (Sixth) Standard: Budget allocation, facilities, infrastructure, and Information System, is one of the weakest standard of HEIs outside Javaneese Island, public HEIs and private HEIs in overall.

Therefore, one of the efforts to support IQAS implementation is assessing HEIs' readiness in adopting technology. According to UNESCAP[6], technology can be viewed as combination of four basic components that interact dynamically in a transformation process. HEIs' current technology level can be determined by measuring the contribution of all technology components, using technometric model. In this study, the results are used as a basis for assessing HEIs' readiness in adopting technology. The aim of this study are 1) to assess the readiness of Higher Education Institutions in adopting technology to support IQAS implementation, by measuring their current technology level; 2) to give recommendations about how to leverage the readiness in adopting technology in implementing Quality Assurance System.

2 Material And Method

2.1 Material

Data used in this study consist of primary data from the interview method and observations, and secondary data from HEI's profile and accreditation results.

2.2 Data Collecting

Primary data was collected by interviewing the head of the Quality Assurance Unit and observations on the technical elements related to IQAS. HEIs participated in this study are HEIs in West Sumatera Province, Indonesia, that maintaining diploma programs (vocational education). The population consists of 78 HEI's. The samples for this study are 23 HEIs selected randomly by using stratified sampling based on area. They are located in 6 (six) cities and 6 (six) districts. Tabel 1 presents HEIs' classification by institution type, ownership, area, and accreditation mark.

2.3 Data Processing

This study using the Technometric Model and Analytical Hierarchy Process (AHP) approach in assessing the technology level. Technometrics model by UNESCAP [6] used to measure the contribution of technology components, namely Technoware, Humanware Inforware, and Orgaware.

Technoware refers to equipment, facility laboratories, and all other assets that a company can acquire or create to assist in creating a product or offering a service. Humanware refers to the capabilities of the people in the company and their capabilities to act productive manner. Inforware refers to the knowledge that is encoded in documents and processes, that are accessible to the organization easily. Orgaware refers to the description of capabilities to organize that are derived from the structure and the processes that determine how it operates[7]. These four components used to measure the combined contribution (technology contribution coefficient / TCC) in a process of transformation in IQAS implementation. AHP used to determine the component intensity.

The technometric model by UNESCAP[6] were developed by several steps. as follows:

1. Determine the sophistication degree, using certain scoring procedure. Table 1 present technology components and the sophistication degree.
2. Determine lower limit and upper limit for each of technology components. (score range 1-9)
3. Calculate state-of-the-art ratings of each of technology components (score range 1-10).

$$ST_i = \frac{1}{10} \frac{\sum_k t_{ik}}{k_i} \quad k = 1, 2, \dots, k_i \quad (1)$$

ST_i is the state-of-the-art of Technoware item- i

t_{ik} is the value of criteria- k from Technoware item- i

$$SH_j = \frac{1}{10} \frac{\sum_l h_{jl}}{l_j} \quad l = 1, 2, \dots, l_j \quad (2)$$

SH_j is state-of-the-art of Humanware category- j

h_{jl} is the value of criteria- l from Humanware category- j

$$SI_m = \frac{1}{10} \frac{\sum_n f_{mn}}{n_m} \quad n = 1, 2, \dots, n_m \quad (3)$$

SI_m is state-of-the-art of Inforware category- m

f_{mn} is the value of criteria- n from info ware category- m

$$SO = \frac{1}{10} \frac{\sum_n O_n}{n_o} \quad n = 1, 2, \dots, n_o \quad (4)$$

SO_m is state-of-the-art of Orgaware

O_n is the value of criteria- n of Orgaware

4. Calculate the contribution component.

$$T_i = 1/9 [LH_i + STI (UT_i - LT_i)] \quad (5)$$

$$H_j = 1/9 [LH_i + STI (UH_i - LH_i)]$$

$$I_j = 1/9 [LI_i + STI (UH_i - LI_i)]$$

$$O_j = 1/9 [LO_i + SO (UO_i - LO_i)]$$

$$T = \frac{\sum U_i T_i}{\sum U_i}$$

$$H = \frac{\sum V_j H_j}{\sum V_j}$$

$$I = \frac{\sum W_k I_k}{\sum W_k}$$

U_i, V_j and W_k are the weights of T_i, H_j and I_k

5. Calculate the component intensity. It can be done by using AHP approach.
6. Calculate Technology Contribution Coefficient (TCC).

$$TCC = T^{\beta_t} \times H^{\beta_h} \times I^{\beta_i} \times O^{\beta_o}$$

7. Present the interpretation of the calculations result in THIO diagram.

Table 3 presents assesment based on TCC range.

3 Results and Discussion

According to UNESCAP [6], criteria for each component technology are presented in Table 4. The item or category used in assesment are presented in Table 5. Table 6 presents HEIs' technology level assesment results.

3.1 Technoware (T)

Most of HEIs has moderate to high value in this technology component in all kind of facilities from data collecting, storing, processing to data presentations and information distribution facilities. This is especially happens to public HEIs. Whereas most of private HEIs tend to have less capability to cope with the rapid change of facilities technology requirements. Among of HEIs that are already well equipped, some of them still need to increase the capabilities of some facilities to meet the needs of their institution in some areas. For example: increasing internet bandwidth of information distribution facilities.

For some other HEIs with orgaware still left behind, there are two ways to be considered of addressing this issue: *first*, building or acquiring the needed facilities from the beginning with well design approach; *second*, utilizing cloud computing facilities to reduce *costs* of acquisition or ownership of hardware, software and skilled resources and also to increase speed of data transfer.

3.2 Humanware (H)

Humanware component technology is related to quantity and qualification needed in IQAS implementation. The highest value in orgaware is gotten by HEIs with good leadership in management level, supported by skillful teamwork. Among them, there are visioner head of quality assurance unit with good quality management knowledge and skill; creative staff of quality assurance unit; discipline, efficient and well organized of administration staff with good services, etc. The lowest value of humanware is gotten by HEIs with low values in some criterias, mostly are as follows:

- a) in administration staff, due to the lack of staff with administration skill required for quality assurance implimentation.
- b) in information technology staff, due to the lack of staff with system development skill.

c) in management level (head of QA unit, head of IT unit, coordinator of study programmes), due to the lack of comprehensive understanding of quality management.

Humanware is the executor of the other technology components. Some humanware readiness need to be done are: 1) behaviour; 2) achievement motivation 3) technical skill; 4) willingness to adopt new technology; 5) mind set of continues learning; and 6) continues improvement. The accomplishment of technology adoption begins with humanware.

Table 1 HEIs classification

TYPE		Academy	Institute	Polytechnic	College	University	TOTAL	%
OWNERSHIP	Private	8	1	0	3	3	15	65%
	Public	0	2	4	0	2	8	35%
AREA	District	2	2	1	1	0	6	26%
	City	6	1	3	2	5	17	74%
ACCREDITATION	A	0	0	0	0	2	2	9%
	B	2	3	2	1	2	10	43%
	C	6	0	0	0	0	6	26%
	In Process	0	0	2	2	1	5	22%
TOTAL		8	3	4	3	5	23	100%

Table 2. Technology components sophistication degree

Technoware	Humanware	Inforware	Orgaware	Score
Manual facilities	Operating abilities	Familiarizing facts	Striving framework	1 2 3
Powered facilities	Setting Up abilities	Describing facts	Tie-Up framework	2 3 4
General purpose facilities	Repairing Abilities	Specifying facts	Venturing framework	3 4 5
Special purpose facilities	Reproducing abilities	Utilizing facts	Protecting framework	5 6 7
Automatic facilities	Adapting abilities	Comprehending facts	Stabilizing framework	6 7 8
Computerized facilities	Improving abilities	Generalizing facts	Prospecting framework	7 8 9
Integrated Facilities	Innovating abilities	Assessing facts	Leading framework	8 9 10

Table 3 Qualitative Assessment Based On TCC range

Range Of TCC	TCC Value Classification
$0 < TCC < 0,1$	Very Low
$0,1 < TCC \leq 0,3$	Low
$0,3 < TCC \leq 0,5$	Standard
$0,5 < TCC \leq 0,7$	Good
$0,7 < TCC \leq 0,9$	Very Good
$0,9 < TCC \leq 1,0$	Absolute Sophisticated

Table 4 Component Technology's Criteria

Technology Component	Criteria
Technoware	Scope Precision Handling Control Contribution
Humanware	Creativity Achievement Motivation Orientation to Cooperate Orientation to Efficiency Discipline
Infoware	Information Retrieval Information relevance Information Updates Ease of Communication
Orgaware	Leadership effectiveness Work autonomy organization direction personnel involvement orientation to stakeholder innovation climate organization integration

Table 5 Component Technology's Item / Category

Technology Component	Item / Category
Technoware	Data collection facilities Data storing facilities Data processing facilities Data presentatios facilities Information distributing facilities
Humanware	Head of Quality Assurance Unit Head of Information Technology Unit Coordinator of Study Programmes Quality Assurance Unit Staffs Information Technology Staffs Administration Staffs Lecturers
Infoware	Standard Planning phase Standard Implementation phase Standard (Implementation) Evaluation phase Standard (Implementation) Controlling phase Standard Improvement phase
Orgaware	(institution level)

Table 6. HEIs' technology level

HEIs	Techno ware	Human ware	Infor ware	Orga ware	TCC
1	0,662	0,556	0,386	0,670	0,668
2	0,624	0,547	0,389	0,632	0,655
3	0,647	0,561	0,372	0,372	0,655
4	0,656	0,558	0,366	0,635	0,652
5	0,642	0,554	0,372	0,625	0,650
6	0,627	0,540	0,374	0,625	0,647
7	0,645	0,557	0,359	0,629	0,647
8	0,593	0,556	0,371	0,625	0,646
9	0,636	0,553	0,358	0,619	0,642
10	0,662	0,555	0,344	0,625	0,641
11	0,634	0,561	0,338	0,629	0,639
12	0,630	0,543	0,341	0,613	0,632
13	0,500	0,548	0,326	0,575	0,608
14	0,500	0,548	0,326	0,575	0,608
15	0,471	0,500	0,293	0,456	0,550
16	0,500	0,441	0,284	0,456	0,539
17	0,406	0,408	0,281	0,285	0,464
18	0,431	0,411	0,258	0,285	0,458
19	0,431	0,410	0,258	0,285	0,458
20	0,431	0,406	0,258	0,285	0,457
21	0,410	0,411	0,222	0,285	0,443
22	0,431	0,406	0,209	0,227	0,413
23	0,246	0,412	0,209	0,227	0,398

3.3 Inforeware (I)

Inforeware got the lowest value among other technology components. It shows that information has not managed well by HEIs in implementing IQAS, although the technoware value is high, means the supported facilities are available.

The highest value in inforeware gained by HEIs that perform the whole phases of IQAS, and manage data and information along the way. The lowest value indicates unproper implementation of IQAS.

Yet, in overall, the supported mechanism still (1) not enabling good information retrieval to IQAS documents such as policies, standards, manuals, and forms; (2) not enabling interoperability with HEIs' business process data to collect standards implementation data, easily; (3) not enabling relevance data sorting to build clearly defined tasks and responsibilities. (4) not enabling of getting the most updated information by real time evaluation of standards implementation (5) not enabling timely distribution of information easily, such as audit schedules, audit results, and meetings. (6) not enabling survey data become feedback and decision making sources, easily. These difficulties caused by technical barriers. It is due to the technology architecture or system development method which is not allowing easy integration and collaborations among different systems or different platforms[8].

3.4 Orgaware (O)

All of HEIs participated in this study, already have agency or unit or team, or at least person that is dedicated for quality assurance system. The highest value of orgaware is gotten by institution with good organization direction. This institution has direction of qualities to be achieved and how they can be achieved. This direction comes from top management, being implemented by operational team and then assured by the quality assurance unit. The lowest value is gotten by institution with poor organization direction. This institution has not yet has direction of qualities to be achieved and how they can be achieved. This institution has low work specialization, meaning the personnel in charged for quality assurance unit also do other task or job. It also happens in other work area, for example: The personnel in charged for coordinator of study programmes need to do administration work.

3.5 THIO Diagram

THIO diagram based on institution type, ownership, area, accreditation are presented consecutively in Figure1- 4.

Figure 1 presents THIO diagram based on institution ownership (public/private). It shows significant difference between technology level of public HEIs and private HEIs in all components. Most of respondents from private HEI's stated that they have a limited budget to achieve higher standars.

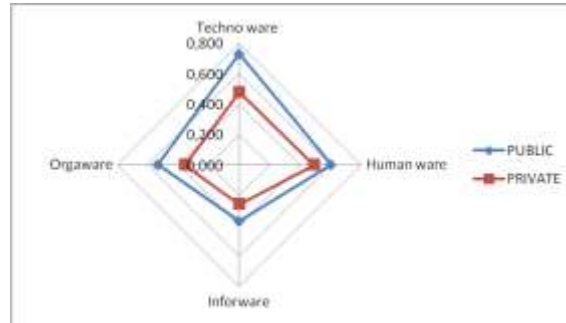


Figure 1. THIO diagram based on institution ownership

Figure 2 presents THIO diagram based on institution type (academy, polytechnic, institute, college, university). It shows that academy got the lowest value in all componens technology. However, there is no big differences between technology component values of polytechnic, institute, college, and university. As described in Table 1, academies are 100% private HEIs, so in Figure 1, the difference between technology level of public HEIs and private HEIs, mostly influenced by academy's. In West Sumatera Province, academy tend to be less desirable, so it is less promising economically.

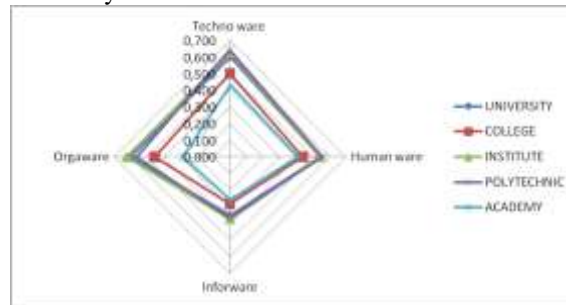


Figure 2. THIO diagram based on HEI's type

Figure 3 presents THIO diagram based on area (district/city). It shows no significant difference between technology level of HEIs located in district and located in city.

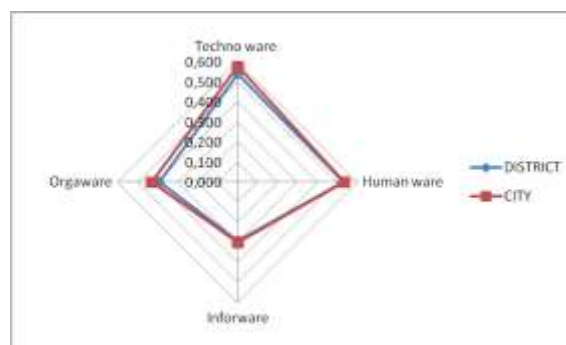


Figure 3. THIO diagram based on area

Based on institution accreditation marks, about 9% HEIs got ‘A’ marks, 43% got ‘B’ marks, 26% got ‘C’ marks and 22% have been in process of accreditation. Figure 4 presents diagram THIO based on accreditation marks, by omitting those which have been in process of accreditation. The diagram shows positive correlation between the four technology components values with accreditation marks.

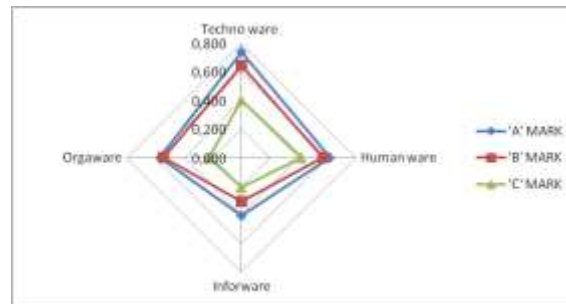


Figure 4. THIO diagram based on accreditation marks

3.6 Technology Contribution Coefficient (TCC)

Based on the TCC range in Table 2, about 61% of HEIs are in “good” mark ($0,5 < TCC \leq 0,7$), and the rest of them are in “standard” mark ($0,3 < TCC \leq 0,5$) of technology level. In this study, the TCC classification is used as a basis to assess HEIs readiness in adopting technology for IQAS implementation.

4 Conclusions

Facing the fourth Industrial revolution challenge, HEI’s has to adopt technology of automation, cloud computing, etc. After assessing Institution Readiness in Adopting Technology in this research can be concluded that HEIs are not yet ready. Technoware in most of HEIs is ready, Orgaware readiness in adopting technology has to be improved to be well planned and more professional in management. Whereas the inforware is not yet ready. Inforware development requires organization involvement, through leadership commitment in encouraging the development of well designed and sustainable information systems. It is related to humanware and orgaware readiness. The lack of understanding about the quality assurance system comprehensively causes unreadiness of inforware. Technology architecture and system development approach being used also become technical barriers. Humanware needs to be improved first to support inforware and orgaware development.

5 Acknowledgements

We would like to thank all HEIs that participated in this study, and also to our family, friends, lecturer fellows and students for the helps and supports.

References

- [1] B. Denkena and T. Morke, *Cyber-Physical and Gentelligent Systems in Manufacturing and Life Cycle: Genetics and Intelligence–Keys to Industry 4.0*. Cambridge: Academic Press, 2017.

- [2] S. M. W. Ali, "Strategic Requirements of Higher Education Management Information System," *Collnet J. Sci. Inf. Manag.*, vol. 5, no. 2, pp. 145–155, 2011.
- [3] W. Daguang, X. Zuoxu, W. Fan, and Q. Yanjie, *Enhancing Teaching and Learning through Internal Quality Assurance*. Paris: International Institute for Educational Planning, 2017.
- [4] K. C. Laudon and J. P. Laudon, "Managing the digital firm," in *Managing Information Systems*, London: Pearson Education, 2004.
- [5] Direktur Penjaminan Mutu Direktorat Pembelajaran Dan Kemahasiswaan Kemenristekdikti, "Kebijakan Nasional Sistem Penjaminan mutu Perguruan Tinggi di Indonesia," 2016.
- [6] United Nations Economic and Social Commission for Asia and the Pacific (UNESCAP), *Technology Atlas Project: An Overview of Framework for Technology-Based Development*. New York: United Nations, 1989.
- [7] R. Smith and N. Sharif, "Understanding and acquiring technology assets for global competition," *Technovation*, vol. 27, no. 11, pp. 643–649, Nov. 2007.
- [8] S. Syahril and Y. Yulherniwati, "Sustainability of Information Technology in Higher Education Institutions: New Concept," in *Proceedings of the 3rd UPI International Conference on Technical and Vocational Education and Training*, 2015.