

Energy Efficiency Joint Cell Selection and Power Allocation for HetNets

HAMIT abdoulaye issak
Chongqing Key Labs of Mobile
Communications Technology,
Chongqing University of Posts and
Telecommunications
Chongqing, China
teguenabd@163.com

ABSTRACT

Aiming at the heterogeneity of transmission performance in heterogeneous networks (HetNets) consisting of multiple cells, an optimal cell selection and power allocation scheme is proposed to improve QoS and QoE of users. For one UE case, the proposed scheme selects the optimal cell corresponding to the maximum energy efficiency of the UE. In the case of multiple UEs, the QoS and power constrained energy optimization problem is equivalently transformed into two sub-problems, which are power allocation of each UE-cell pair and cell selection of UEs. The two sub-problems are solved respectively by applying Lagrange dual method and Kuhn-Munkres (K-M) algorithm. Numerical results demonstrate the efficiency of the proposed algorithm.

Keywords

HetNets; Cellular network; Energy efficiency; Lagrange; Kuhn-Munkre

1. INTRODUCTION

The cost of energy is expected to increase in the future. With the growing concerns on this issue, we need to take a critical look at saving energy by reducing consumption. Energy efficiency has therefore attracted a lot of attention from both academia as well as the cooperative world. Henceforth, telecom operators and academia are trying to consider network energy efficiency as a key performance indicator in today's cellular networks. Telecom companies increase capacity in order to meet the explosive demand in data traffic as well as maintain needed Quality of Service (QoS), try to have commercially deployed small cells technology. Hence, traditional homogeneous Macro Base Stations (MBSs) in Cellular networks are changing into heterogeneous Network (HetNet). This approach brings to the table a significant improvement in the entire network capacity and achievable of user data rate and also offers a promising way to reduce the amount of energy consumed in the entire network.

Even though HetNet goes a long way to reduce energy consumption of the entire network [1-3], it is worth noting that, the number of BSs required is highly related with the energy consumption of the network. On the one hand, some related works focus on transmit power optimization based cell selection in HetNet [4-6]. On the other hand, energy efficiency maximization based schemes are also comprehensively studied [7-8], which fail to jointly consider the problem of cell selection and the performance optimization of the UEs. Therefore, we propose an energy efficient optimization scheme jointly considering the cell selection and power allocation of UEs. The contributions of this paper are summarized as follows:

- We study energy efficiency maximization of HetNets with rate and QoS constraints and propose an energy-efficiency joint cell selection and power allocation scheme.

- For single UE case, a two-step algorithm is proposed, which firstly conducts optimal power allocation sub algorithm on the cell and then chooses the optimal cell corresponding to the maximum energy efficiency.
- Extending to the multiple UEs, the optimization problem is divided into two sub-problems., namely power allocation sub-problem and cell selection one of UEs, and Lagrange dual method and KM algorithm are respectively utilized to solve the above two sub-problems.

2. PROPOSED SCHEME

Consider the scenario that consists of a mixture of disparate mobile access technologies and protocols such as micro cells and low-power nodes, for example, Micro, Pico, Femto as shown in Figure 1. Relay node and remote radio head are added to macro cells whose transmission power ranges from 5W and 40W [9-11] to enhance capacity and coverage. In today's telecom world, HetNet has become an attractive means of expanding mobile network capacity.

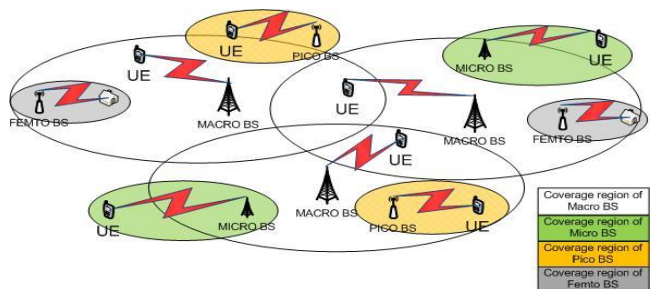


Figure 1. System model

In the model, we assume that orthogonal spectrum sharing scheme is applied for the cells, i.e., various spectrum is allocated to different cells, hence no inter-cell interference exists. Furthermore, in order to avoid intra-cell interference, different time-frequency resource blocks are allocated to UEs of each cell. The channel is flat-fading channel with the gain being a constant at transmitting time interval and the noise is additive white Gaussian noise.

3. JOINT OPTIMIZATION OF CELL SELECTION AND POWER ALLOCATION

This paper mainly focuses on the energy efficiency of UE and proposes an energy efficient optimization scheme which selects the optimal cell corresponding to the maximum energy efficiency of the UE subject to QoS and power constraints of the UEs. Therefore, the formulated optimization problem is equivalently transformed into two sub-problems, namely the power allocation sub-problem of each UE-cell pair and cell selection sub-problem of UEs, respectively. Consequently, the two sub-problems are

solved respectively by applying Lagrange dual method and Kuhn-Munkres (K-M) algorithm.

3.1 Candidate Cell Selection Scheme

Based on the system model, the data rate between UE and cell can be expressed as [12]:

$$R_{ij} = B_j \log\left(1 + \frac{P_{ij}^T \cdot h_{ij}}{\sigma^2}\right) \quad (1)$$

where R_{ij} denotes the achievable data rate of the i -th UE when accessing the j -th cell, B_j is the bandwidth of the j -th cell. P_{ij}^T indicates the transmit power of the i -th UE when accessing the j -th cell, h_{ij} and σ^2 respectively denote the channel gain and the noise power of the link from the i -th UE to the j -th cell. Therefore, the data rate constraint is defined as:

$$R_{ij} \geq R_i^{\min}, \quad 1 \leq j \leq N \quad (2)$$

where R_i^{\min} is the minimum data rate requirement of the i -th UE.

Transmission power constraint can be derived as:

$$P_{ij}^T \leq P_i^{\max}, \quad 1 \leq i \leq M, \quad 1 \leq j \leq N \quad (3)$$

where P_{ij}^T denotes the allowable transmit power of the i -th UE.

Combine with the equations above, we can achieve:

$$R_{ij}^{\max} = B_j \log\left(1 + \frac{P_{ij}^T \cdot h_{ij}}{\sigma^2}\right) \geq R_i^{\min}, \quad 1 \leq i \leq M, \quad 1 \leq j \leq N \quad (4)$$

Accordingly, we denote Φ as the set of all cells and Φ_i refers to the set of candidate cells of the i -th UE. Hence, Φ_i can be denoted as:

$$\Phi_i = \{C_j \mid R_{ij}^{\max} \geq R_i^{\min}, C_j \in \Phi\} \quad (5)$$

3.2 Proposed Joint Optimization Scheme: Single UE Case

In this case, we focus on the joint cell selection and power allocation for the UE with consideration of energy efficiency of UE, which is defined as:

$$\eta_j = \frac{R_{1,i}}{P_{1,j}^T + P_c} \quad (6)$$

where η_j denotes the energy efficiency of the i -th UE when accessing the j -th cell, and P_c is the circuit consumption power of the UE, which is assumed to be a constant for all the UEs in the work.

To stress this problem, we propose a two-step algorithm which consists of both power allocation and cell selection sub algorithms. In detail, we first conduct optimal power allocation sub algorithm on the j -th cell, i.e., optimizing η_j in terms of

P_{ij}^T to obtain the maximum η_j , which is denoted by η_j^* , $C_j \in \Phi_i$, $1 \leq i \leq M$.

Afterwards, apply optimal cell selection sub algorithm, i.e., choosing the optimal cell corresponding to the maximum η_j^* . Furthermore, solve the optimal allocation problem of the j -th cell $C_j \in \Phi_i$, $1 \leq i \leq M$, which is modeled as:

$$\begin{aligned} & \max \eta_j \\ & s.t. \begin{cases} R_{1,j} \geq R_1^{\min} \\ P_{1,j}^T \geq P_1^{\max} \end{cases} \end{aligned} \quad (7)$$

Given η_j^* , $C_j \in \Phi_i$, $1 \leq i \leq M$, we can then conduct optimal cell selection sub algorithm through which the j^* cell offering the maximum η_j^* is selected as the optimal cell among all $C_i \in \Phi_i$, $1 \leq j \leq N$, so

$$C_j = \arg_{C_i \in \Phi_i} \max(\eta_j^*) \quad (8)$$

where j^* is the optimal j -th cell.

3.3 Proposed Joint Optimization Scheme: Multiple UEs Case

We jointly consider the performance of all UEs, and propose an optimal cell selection and power allocation scheme that attains the performances optimization of all UEs.

In the case of multiple UEs, the joint Energy Efficiency of UEs is given by:

$$\eta = \sum_{i=1}^M \sum_{j=1}^N \beta_{ij} \eta_{ij} \quad (9)$$

where η_{ij} denotes the corresponding energy efficiency when the i -th UE access to the BS in the j -th cell. $\beta_{ij} \in \{0,1\}$ denotes the selection binary variable of the i -th UEs and j -th cell respectively. Thus, η_{ij} can be expressed as:

$$\eta_{ij} = \frac{R_{ij}}{P_{ij}^T + P_c} \quad (10)$$

where R_{ij} indicates the data rate requirement of the i -th UE assigned to the BS in the j -th cell. The constraint on selection variable β_{ij} can be expressed as:

$$\begin{aligned} \sum_{j=1}^N \beta_{ij} &\leq 1, 1 \leq i \leq M \\ \sum_{i=1}^M \beta_{ij} &\leq 1, 1 \leq j \leq N \end{aligned} \quad (11)$$

Combined with the above data rate as well as transmission power constraints, the optimization model is defined as:

$$\begin{aligned} \max_{\beta_{ij}, P_{ij}^T} & \sum_{i=1}^M \sum_{j=i}^N \beta_{ij} \eta_{ij} \\ \text{s.t.} & \left\{ \begin{array}{l} \beta_{ij} \in \{0,1\}, 1 \leq i \leq M, 1 \leq j \leq N \\ P_{ij} \geq 0, 1 \leq i \leq M, 1 \leq j \leq N \\ \sum_{j=1}^N \beta_{ij} \leq 1, 1 \leq i \leq M \\ \sum_{i=1}^M \beta_{ij} \leq 1, 1 \leq j \leq N \\ \beta_{ij} = 0, \text{ if } C_j \in \Phi_i, 1 \leq i \leq M, 1 \leq j \leq N \\ R_i \geq R_i^{\min}, 1 \leq j \leq N \\ \sum_{j=1}^N \beta_{ij} P_{ij}^T \leq P_i^{\max}, 1 \leq i \leq M \end{array} \right. \end{aligned} \quad (12)$$

3.3.1 Sub-Problem 1: Iterative Algorithm-based Optimal Power Allocation Scheme

The optimal power allocation of UE can be conducted through solving the following optimization problem.

$$\begin{aligned} \max_{P_{ij}^T} & \eta_{ij} \\ \text{s.t.} & \left\{ \begin{array}{l} R_j \geq R_j^{\min}, 1 \leq i \leq M, 1 \leq j \leq N \\ P_{ij}^T \geq 0, 1 \leq i \leq M, 1 \leq j \leq N \\ P_{ij}^T \leq P_i^{\max}, 1 \leq i \leq M, 1 \leq j \leq N \end{array} \right. \end{aligned} \quad (13)$$

Obviously, the initial problem is converted into a linear binary fractional problem, which can be conveniently solved by the iterative algorithm [13]. In order to solve the problem, we introduce q as the efficiency of the considered system:

$$q = \frac{R_{ij}}{P_{ij}^T + P_c} \quad (14)$$

We denote q^* as the optimal value of q , that is the maximum energy efficiency, so

$$q^* = \frac{R_{ij}^*}{P_{ij}^{T^*} + P_c} = \max_{P_{ij}^T} \frac{R_{ij}}{P_{ij}^T + P_c} \quad (15)$$

It can be proved that the maximum energy efficiency q^* is achieved if and only if the following condition is satisfied:

$$R_{ij}(P_{ij}^T) - q^*(P_{ij}^T + P_c) = 0 \quad (16)$$

The optimization problem formulated in (15) can be converted into the following one:

$$\begin{aligned} \max_{P_{ij}^T} & R_{ij}(P_{ij}^T) - q(P_{ij}^T + P_c) \\ \text{s.t.} & \left\{ \begin{array}{l} R_j \geq R_j^{\min}, 1 \leq i \leq M, 1 \leq j \leq N \\ P_{ij} \geq 0, 1 \leq i \leq M, 1 \leq j \leq N \\ P_{ij}^T \leq P_i^{\max}, 1 \leq i \leq M, 1 \leq j \leq N \end{array} \right. \end{aligned} \quad (17)$$

For a given energy efficiency q , the problem is transformed into a convex problem of power allocation, which can be solved via Lagrange method. Based on the mentioned Lagrange method, the energy efficiency q can be updated, and the process of solving locally optimal energy efficiency and transmit power alternatively can be conducted by an iterative algorithm, as shown in Table I.

TABLE I. Iterative Resource Allocation Algorithm

1. Initialization: the maximum number of iterations U_{\max} and the maximum tolerance ρ_1 .
2. Set the energy efficiency $q = 0$ and iteration index $u = 0$
3. **repeat** Main Loop
4. For a give q , solve for P_{ij}^T
5. **If** $R_{ij}' - q'(P_{ij}^T + P_c) \leq \rho_1$
6. Convergence = **true**
7. **return** $\{P_{ij}^{T^*}\} = \{P_{ij}^{T'}\}$
8. **else**
9. **set** $q^* = \frac{R_{ij}}{P_{ij}^T + P_c}$ and $u = u + 1$
10. Convergence = **false**
11. **end if**
12. **until** convergence = **true** or $u = U_{\max}$

Algorithm 1 illustrates that the iterative operation must be undertaken to get the q^* until the algorithm converges. Considering separate iteration the optimization power allocation problem is solved for a given q .

3.3.2 K-M Algorithm Based Cell Selection Scheme

Given $P_{ij}^{T^*}$, the optimal cell selection problem can be solved. For convenience, we define:

$$\eta_{ij}^* = \frac{R_{ij}(P_{ij}^{T^*})}{P_{ij}^{T^*} + P_c} \quad (18)$$

Accordingly, the optimal cell selection problem can be further transformed into:

$$\max_{\beta_{ij}} \sum_{i=1}^M \sum_{j=1}^N \beta_{ij} \eta_{ij}^* \quad (19)$$

$$s.t. \begin{cases} \beta_{ij} \in \{0,1\}, 1 \leq i \leq M, 1 \leq j \leq N \\ \sum_{i=1}^M \beta_{ij} \leq 1, 1 \leq i \leq M \\ \sum_{j=1}^N \beta_{ij} \leq 1, 1 \leq j \leq N \end{cases}$$

Typically the optimization problem formulated in (19) is a linear binary matching problem. Viewing cell selection constraints of UEs, this optimization problem can be expressed as an optimal matching problem in bipartite graph and can then be solved by an algorithm such as Kuhn Munkres (K-M).

The application of K-M algorithm is preceded which has already been explained in the previous section. In the application of K-M algorithm, a weighted complete bipartite graph G with a partition $G = \{X, Y; E\}$ is formulated in an attempt to achieve optimal cell selection, where X denotes the set of UEs, i.e., $X = \{UE_1, UE_2, \dots, UE_M\}$, while Y denotes the set of cells, that is, $Y = \{C_1, C_2, \dots, C_N\}$. In the weighted complete bipartite graph, the definition of the edge weight $E(UE_i, C_j)$ is expressed as follows:

$$w(UE_i, C_j) = \eta_{ij}^* \quad (20)$$

The procedure of solving the optimal cell selection sub-problem based on K-M algorithm can be described as follows:

- ① Start with an arbitrary feasible vertex label l , determine G_l and choose an arbitrary matching K in G_l .
- ② If K is the maximum matching for G , then K is optimal and the optimization problem is solved. Otherwise, the label p having not being allotted by the distribution K is selected in G_l . Set $S = \{X\}$ and $T = \Phi$.
- ③ Let $N_{G_l}(S)$ denotes the points set connecting with S in G_l . If $N_{G_l}(S) \neq T$, go to step ②, otherwise, $N_{G_l}(S) = T$.
- ④ Construct a new label l' by:

$$l' = \begin{cases} l(x) - \Delta, x \in S \\ l(x) + \Delta, x \in T \\ l(x), \text{otherwise} \end{cases} \quad (21)$$

The above process continues until an equal complete match sub-graph is obtained.

4. NUMERICAL RESULTS

Assuming the BS and UE are located in a square region with the length of 100m, and their numbers are 5. The summary of other simulation parameters are provided in Table II. We averaged the

simulation results over 1000 independent adaptation processes. Different position actualization of the UEs in each adaptation process is performed.

Table II. System Parameters

Parameters	Value
Bandwidth	2MHz
Carrier center frequency	1GHz, 2GHz
Minimum data rate requirement	1Mbit/s
Noise power	-136dBm

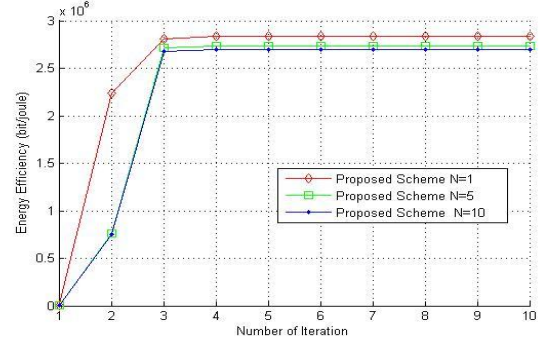


Figure 2. Energy Efficiency versus the number of Iteration

Figure 2 shows the energy efficiency of UEs versus the number of iterations obtained from the proposed algorithm. For comparison purposes, we examine the results for different numbers of the UEs whose maximum transmit power P^{max} is chosen as 0.1W. From the figure, we can see that the energy efficiency converges within a small number of iterations for the three cases. Comparing the results obtained from different numbers of UEs, we can see that the energy efficiency of the UEs decreases a little bit with the increase of the number of UEs. This is due to resource competition among UEs.

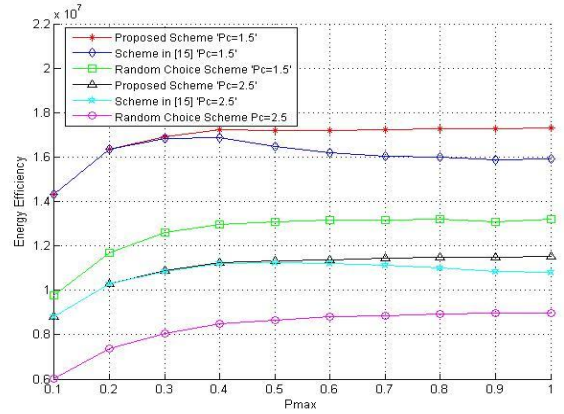


Figure 3. Energy Efficiency versus Maximum Transmit Power

Figure 3 shows the energy efficiency versus the maximum transmission power of UEs for different circuit power consumption. It can be seen that the energy efficiency decreases with the increase of the circuit power consumption. Meanwhile, in the case of small P_{max} , the energy efficiency increases with P_{max} for all the schemes, indicating a larger power threshold is

desired for achieving the maximum energy efficiency. However, as P_{\max} reaches to a certain value, the energy efficiency of the proposed scheme converges to a fixed value for the transmit power less than P_{\max} has resulted in the optimal energy efficiency, which will no longer vary with P_{\max} . On the other hand, Since the scheme proposed in [15] aims to achieve the maximum system utility, corresponding to the maximum data rate and the maximum transmit power in turn, we can see from the figure that after achieving the maximum energy efficiency, the energy efficiency decreases with the increase of P_{\max} , which is resulted from the large power consumption of the UEs. Comparing the results obtained from proposed scheme, the scheme proposed in [15] and random choice scheme, we can see that the proposed scheme outperforms the scheme proposed in [15] and the random choice scheme.

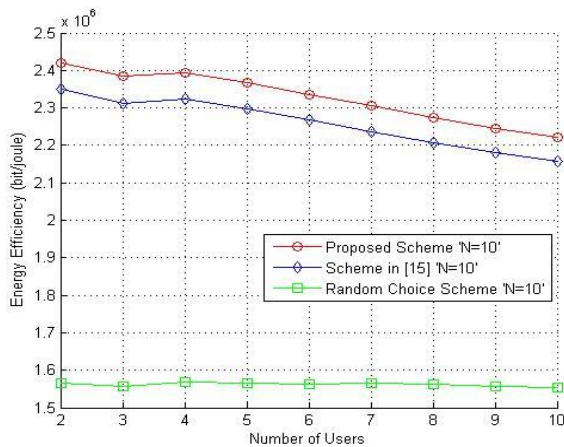


Figure 4. Energy Efficiency versus number of UEs

In figure 4 we plot energy efficiency versus the number of UEs. It is clear that the energy efficiency decreases with the increase of UEs due to resource competition among UEs. To examine the performance of the proposed scheme, we plot the results of the proposed scheme based on K-M algorithm, and those of the proposed scheme in [15] based on utility maximization in [15] and random choice algorithm. It can be seen that the proposed scheme offers a better performance compared with both the proposed scheme in [15] and random choice algorithm.

5. CONCLUSION

An energy-efficiency joint cell selection and power allocation scheme is proposed for HetNets. In order to reduce the computational complexities, we introduce candidate cell selection in the case of one UE, and extend it to multiple UEs. Then we formulate the total energy efficiency of UEs and design an optimization problem which maximizes the total energy efficiency subject to QoS and power constraints of the UEs. The formulated optimization problem is equivalently transformed into two sub-problems, Finally, the two sub-problems are solved by Lagrange dual method and Kuhn-Munkres (K-M) algorithm respectively. Our numerical results demonstrate the efficiency of our proposed algorithm.

6. REFERENCES

- [1] Zhang X, Su ZW, Yan Z, Wang WB (2013) Energy efficiency study for two-tier heterogeneous networks (hetnet) under coverage performance constraints. *Mobile Networks and Applications*, 18(4): 567-577.
- [2] Ye QY, Rong BY, Chen YD (2012) Towards an optimal user association in heterogeneous cellular networks. *IEEE Global Communications Conference*, 4143-4147.
- [3] Benmimoune A, Khasawneh FA, Kadoch, M (2015) User Association for HetNet Small Cell Networks. *IEEE International Conference on Future Internet of Things and Cloud*, 113-117.
- [4] Smolyar L, Bergel I, Messer H (2009) Unified approach to joint power allocation and base assignment in nonorthogonal networks. *IEEE Vehicular Technology Transactions*, 58(8):4576-4586.
- [5] Silva A, Tembine H, Altman E, Debbah M (2013) Optimum and equilibrium in assignment problems with congestion: mobile terminals association to base stations. *IEEE Transactions on Automatic Control*, 58(8): 2018-2031.
- [6] Nguyen DHN, Le-Ngoc T (2013) Joint beamforming design and base-station assignment in a coordinated multicell system. *Iet Communications*, 7(10):942-949.
- [7] Yu G, Jiang Y, Xu L, Li GY (2015) Multi-objective energy-efficient resource allocation for multi-rat heterogeneous networks. *IEEE Journal on Selected Areas in Communications*, 33(10):2118-2127.
- [8] Jiang J, Peng M, Zhang K, Li L (2013) Energy-efficient resource allocation in heterogeneous network with cross-tier interference constraint. *IEEE International Symposium on Personal, Indoor and Mobile Radio Communications*, 168-172.
- [9] Lin ZH (2012) Building heterogeneous networks of green base stations on TI's KeyStone II architecture. *White Paper*.
- [10] Chai R, Li J, Guo Z, Zhang H (2014) Poster: An energy-efficient subchannel and power allocation scheme for OFDMA cellular heterogeneous networks. *International Conference on Communications and NETWORKING in China*, 644-645.
- [11] Vanghi TV, Naga AK, Ji B (2010) LTE-Advanced: Heterogeneous Networks. *IEEE Wireless Conference*.
- [12] Ng DWK, Lo ES, Schober R (2012) Energy-efficient resource allocation in ofdma systems with large numbers of base station antennas. *IEEE Transactions on Wireless Communications*, 11(9):3292-3304.
- [13] Dinkelbach W (1967) On nonlinear fractional programming. *Management Science*, 13(7):492-498.
- [14] Damjanovic A, Montojo J, Wei Y, Ji T (2011). A survey on 3gpp heterogeneous networks. *IEEE Wireless Communications*, 18(3):10-21.
- [15] Shen K, Yu W (2014) Distributed pricing-based user association for downlink heterogeneous cellular networks. *IEEE Journal on Selected Areas in Communications*, 32(6):1100-1